



Puerto Rico Department of Treasury

Treasury Single Account ("TSA") FY 2019 Cash Flow

As of June 7, 2019

Disclaimer

- The Puerto Rico Fiscal Agency and Financial Advisory Authority (“AAFAF”), the Government of Puerto Rico (the “Government”), and each of their respective officers, directors, employees, agents, attorneys, advisors, members, partners or affiliates (collectively, with AAFAF and the Government the “Parties”) make no representation or warranty, express or implied, to any third party with respect to the information contained herein and all Parties expressly disclaim any such representations or warranties.
- The Parties do not owe or accept any duty or responsibility to any reader or recipient of this presentation, whether in contract or tort, and shall not be liable for or in respect of any loss, damage (including without limitation consequential damages or lost profits) or expense of whatsoever nature of such third party that may be caused by, or alleged to be caused by, the use of this presentation or that is otherwise consequent upon the gaining of access to this document by such third party.
- This document does not constitute an audit conducted in accordance with generally accepted auditing standards, an examination of internal controls or other attestation or review services in accordance with standards established by the American Institute of Certified Public Accountants or any other organization. Nor does this document constitute an audit of compliance with any other federal law, rule, or regulation. Accordingly, the Parties do not express an opinion or any other form of assurance on the financial statements or any financial or other information or the internal controls of the Government and the information contained herein.
- Any statements and assumptions contained in this document, whether forward-looking or historical, are not guarantees of future performance and involve certain risks, uncertainties, estimates and other assumptions made in this document. The economic and financial condition of the Government and its instrumentalities is affected by various financial, social, economic, environmental and political factors. These factors can be very complex, may vary from one fiscal year to the next and are frequently the result of actions taken or not taken, not only by the Government and its agencies and instrumentalities, but also by entities such as the government of the United States. Because of the uncertainty and unpredictability of these factors, their impact cannot be included in the assumptions contained in this document. Future events and actual results may differ materially from any estimates, projections, or statements contained herein. Nothing in this document should be considered as an express or implied commitment to do or take, or to refrain from taking, any action by AAFAF, the Government, or any government instrumentality in the Government or an admission of any fact or future event. Nothing in this document shall be considered a solicitation, recommendation or advice to any person to participate, pursue or support a particular course of action or transaction, to purchase or sell any security, or to make any investment decision.
- By receiving this document, the recipient shall be deemed to have acknowledged and agreed to the terms of these limitations.
- This document may contain capitalized terms that are not defined herein, or may contain terms that are discussed in other documents or that are commonly understood. You should make no assumptions about the meaning of capitalized terms that are not defined, and you should consult with advisors of AAFAF should clarification be required.

Glossary

Term	Definition
ACAA	- Automobile Accident Compensation Administration, or Administración de Compensaciones por Accidentes de Automoviles, is a component unit of the Commonwealth of Puerto Rico.
Act 154	- Act 154 means Act No. 154-2010, which, inter alia, imposes a temporary excise tax on the acquisition by multinationals of certain property manufactured or produced in whole or in part in Puerto Rico and on the acquisition of certain manufacturing services carried out in Puerto Rico. The Act 154 temporary excise tax expires on December 31, 2027.
AFI / PRIFA	- Infrastructure Financing Authority.
Agency Collections	- Collections made by central government agencies at collection posts for services rendered by the agencies as well as fees, licenses, permits, fines and others.
ASC	- Compulsory Liability Insurance, private insurance company.
ASES	- Puerto Rico Health Insurance Administration, a public corporation and component unit of the Commonwealth of Puerto Rico.
BBA	- BBA refers to the Bipartisan Budget Act of 2018 passed by the United States Congress on 2/9/2018. The BBA includes provisions for additional disaster relief funding for Puerto Rico in addition to incremental federal funds to support Puerto Rico's public health care costs (Medicaid funding) for two years.
CINE	- Puerto Rico Cinema Fund, a recipient of certain assigned sales and use tax revenues.
COFINA	- Puerto Rico Sales Tax Financing Corporation.
DTPR	- Department of the Treasury of Puerto Rico.
DTPR Collection System	- This is the software system that DTPR uses for collections.
FAM	- Municipal Fund Administration, a recipient of certain assigned sales and use tax revenues.
General Collections	- All Gross tax collections received and deposited into the TSA from all Hacienda Collection Posts and/or through the Hacienda Colecturia Virtual (online).
General Fund	- General Fund (Operating Fund) means the Commonwealth principal operating fund; disbursements from such fund are generally approved through the Commonwealth's annual budgeting process.
HTA	- Puerto Rico Highways and Transportation Authority, a public corporation and a component unit of the Commonwealth of Puerto Rico.
JRS	- Judiciary Retirement System means the Retirement System for the Judiciary of the Commonwealth of Puerto Rico, a statutory trust created to provide pension and other benefits to retired judges of the Judiciary Branch of the Commonwealth. JRS is a fiduciary fund of the Commonwealth of Puerto Rico for purposes of the Commonwealth's financial statements.
Liquidity Plan (LP)	- The Liquidity Plan is the translation of the Certified Fiscal Plan ("CFP") and Certified Budget ("Budget") into a cash flow projection. The TSA Liquidity Plan encompasses all cash flow activity within the TSA. Certain cash flow activity is contemplated in the CFP and Budget, but occurs outside the TSA. Cash flow bridges from the TSA to the CFP and Budget have been included to facilitate comparison.
Net Payroll	- Net payroll is equal to gross payroll less tax withholdings and other deductions.
NAP	- NAP, or the Nutrition Assistance Program, also known as PAN, or Programa de Asistencia Nutricional is a federal assistance nutritional program provided by the United States Department of Agriculture (USDA) solely to Puerto Rico.
Pension PayGo	- Pension PayGo - Puerto Rico pension system that is funded through a pay-as-you-go system. Retirement benefits expenses of government employers are paid by the central government and reimbursed by the employers, with such funds received by the TSA.
PREPA	- Puerto Rico Electric Power Authority, a public corporation and a component unit of the Commonwealth of Puerto Rico.
PRHA	- Puerto Rico Housing Authority, a public corporation and a component unit of the Commonwealth of Puerto Rico.
PSTBA	- The PSTBA is an amount established under Act 91-2006, as amended, and the Sales Tax Revenue Bond Resolution, as amended and restated on June 10, 2009 (the "Bond Resolution"), that currently must be received by COFINA from 5.5% of the SUT before the Commonwealth can receive any of the other 5.5% SUT.
Public Corporation	- Public corporations are governmental authorities with autonomous structure separate from the central government administration and with independent treasury functions.
Retained Revenues	- Revenues conditionally assigned to certain public corporations and the collections of those revenues are through accounts referred to as "pass through" accounts. The largest of these pass-through accounts consist of (i) AACA auto insurance, (ii) AFI/RBC petroleum tax, (iii) ASC personal injury insurance, (iv) HTA toll revenues.
SIFC	- State Insurance Fund Corporation, a public corporation and a component unit of the Commonwealth of Puerto Rico.
Special Revenue Funds	- Commonwealth governmental funds separate from the General Fund that are created by law, are not subject to annual appropriation and have specific uses established by their respective enabling legislation. Special Revenue Funds are funded from, among other things, revenues from federal programs, tax revenues assigned by law to public corporations and other third parties, fees and charges for services by agencies, dividends from public corporations and financing proceeds.
SURI	- Sistema Unificada de Rentas Internas is the new digital tool of the Department of the Treasury that will allow integration and streamlining of the administration of taxes and revenues and eliminate the complexity of the current systems for the benefit of the Treasury and the taxpayers.
TSA	- Treasury Single Account, the Commonwealth's main operational bank account (concentration account) in which a majority of receipts from Governmental funds are deposited and from which most expenses are disbursed. TSA receipts include tax collections, charges for services, intergovernmental collections, the proceeds of short and long-term debt issuances and amounts held in custody by the Secretary of the Treasury for the benefit of the Commonwealth's fiduciary funds. Only a portion of the revenues received by the TSA is included in the annual General Fund budget presented to the Puerto Rico Legislative Assembly for approval. Other revenues are separately assigned by law to certain agencies or public corporations but still flow through the TSA.

Introduction

- Enclosed is the weekly Treasury Single Account ("TSA") cash flow report and supporting schedules with weekly actual results YTD FY19 compared to the FY2019 Liquidity Plan. Note that on September 6, 2017 Hurricane Irma made landfall on Puerto Rico, followed by Hurricane Maria on September 20, 2017. Variances that arise when compared to the prior year may be largely driven by differences in September and October in the comparable period in FY18 and are largely driven by the DTPR's limited ability to make disbursements and collect receipts immediately following the hurricanes.
- TSA is the Commonwealth's main operational bank account (concentration account) in which a majority of receipts from Governmental funds are deposited and from which most expenses are disbursed.
- Receipts in the TSA include tax collections (including revenues assigned to certain public corporations and pledged for the payment of their debt service), charges for services, intergovernmental collections (such as reimbursements from Federal assistance grants), the proceeds of short and long-term debt issuances held in custody by the Secretary of Treasury for the benefit of the Government fiduciary funds, and other receipts. Only a portion of the revenues received by the TSA is included in the annual General Fund budget presented to the Puerto Rico Legislative Assembly for approval. Other revenues are separately assigned by law to certain agencies or public corporations but still flow through the TSA.
- Disbursements from the TSA include payroll and related costs, vendor and operational disbursements (including those reimbursed by Federal assistance grants and funded from Special Revenue Funds), welfare expenditures, capital outlays, debt service payments, required budgetary formulas and appropriation payments, pass-through payments of pledged revenues to certain public corporations, tax refunds, payments of current pension benefits and other disbursements.
- Federal funds related to disaster relief for hurricanes Irma and Maria are deposited in a separate bank account overseen by the Government Authorized Representative ("GAR"). Funds may be transferred to the TSA either: (i) after admissible disbursements (per approved Project Worksheets) have been made or (ii) once supporting documentation for an accrual or related expense are provided to and approved by FEMA. Therefore, FEMA funding may also be received in advance of actual cash disbursement, as payments to vendors may occur subsequent to when the corresponding services are rendered / expenses are recorded.
- Data limitations and commentary:
The government has focused on cash transaction information for which access to reliable, timely, and detailed data is readily available. The government continues to work with DTPR and other parties to access additional reliable data that would help to provide additional detail in the future.

Puerto Rico Department of Treasury | AAFAF

Executive Summary - TSA Cash Flow Actual Results

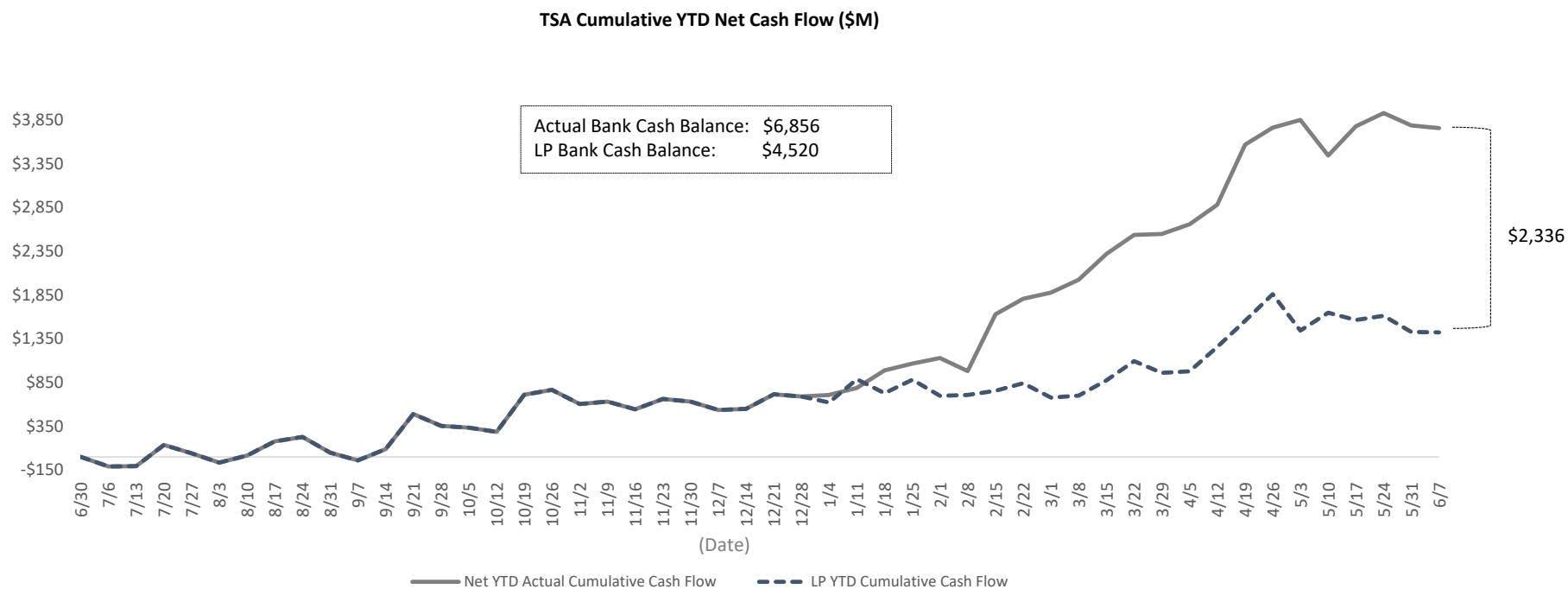
(figures in Millions)

\$6,856	(\$30)	(\$25)	\$3,758	\$2,336
Bank Cash Position	Weekly Cash Flow	Weekly Variance	YTD Net Cash Flow	YTD Net Cash Flow Variance

Bridge from Liquidity Plan projected cash balance and actual ending cash balance as of June 7, 2019

<u>Cash Flow line item</u>	<u>Variance Bridge</u>	<u>Comments</u>
Liquidity Plan Projected Cash Balance at 6/7/2019:	\$ 4,520	1. COFINA Plan of Adjustment settlement amounts were received throughout the week ended February 15, 2019 in accordance with the approved Title III COFINA Adjustment Plan. This variance is mostly temporary, as these inflows were originally projected in June (pg. 12). 2. State collections which primarily consist of the General Fund revenues (excluding SUT \$412M in COFINA Plan of Adjustment settlement amounts) are ahead of plan. 3. Total difference between projected and actual Federal Fund net cash flows (FF inflows less FF outflows) is driven by temporary variances due to receiving funds for Medicaid, Nutritional Assistance, disaster-related expenditures, and other federal programs in advance of their subsequent disbursement. 4. YTD variance due to excess revenues collected by PREPA that were applied to the repayment of the \$300M loan extended to PREPA by the Central Government. As of the date of this report, the full loan amount has been repaid. 5. Paygo receipts reflect a \$138M positive variance as public corporations and municipalities pay current and prior year past-due amounts (prior year debt not included in forecast). Also contributing to the positive variance, FY19 municipality receipts were not included in the budget and therefore not included in the Liquidity Plan.
1 State Collections: COFINA Plan of Adjustment settlement	412	
2 State Collections: All Other	967	
3 Federal Fund Net Cash Flow Variance	563	
4 PREPA Loan Repayment	147	
5 PayGo Receipts	138	
6 All Other	109	
Actual Cash Balance at 6/7/2019:	<u>\$ 6,856</u>	

Puerto Rico Department of Treasury | AAFAF
 YTD TSA Cash Flow Summary - Actual vs LP



YTD Actuals vs. Liquidity Plan

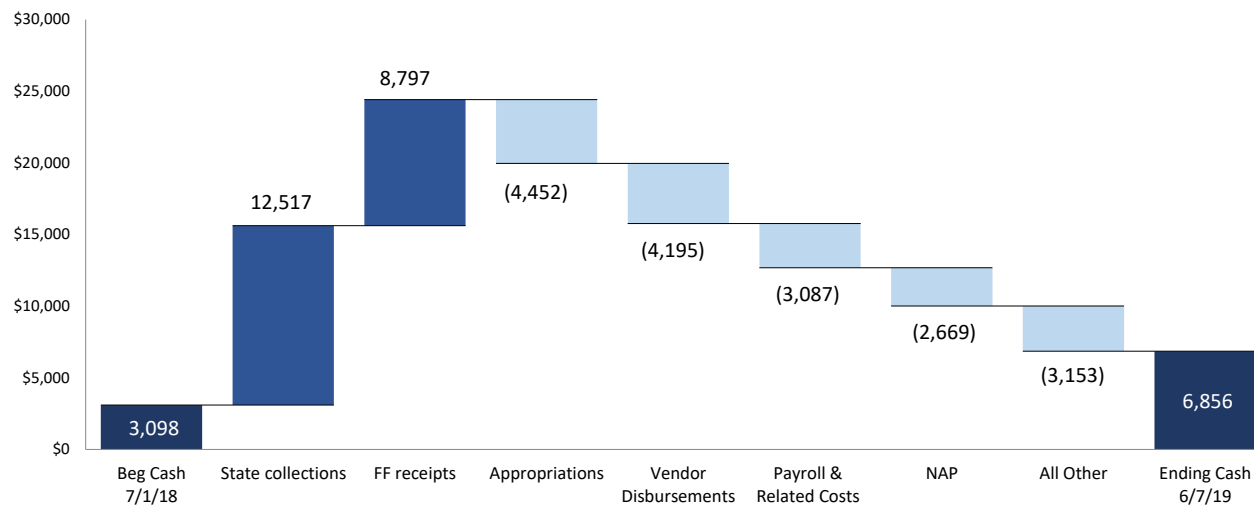
YTD net cash flow is \$3,758M and cash flow variance to the Liquidity Plan is +\$2,336M. The cash build in FY19 is largely due to strong General Fund collections; on track spending; temporary surplus of federal funds received in advance of disbursement; \$412M in COFINA Plan of Adjustment settlement amounts; and enhanced federal Medicaid support at ASES, resulting in less required General Fund / TSA support.

Puerto Rico Department of Treasury | AAFAF
YTD Cash Flow Summary - TSA Cash Flow Actual Results

Net Cash Flow - YTD Actuals

- 1.) Federal Fund inflows of \$8,797M represent 40% of YTD inflows, but are largely offset by Federal Fund disbursements, with YTD net surplus of \$603M (pg.13) contributing to the \$3,758M cash build in FY19. State fund cash flows account for the remainder of the forecast with the primary positive drivers being strong General Fund collections and on-budget spending.

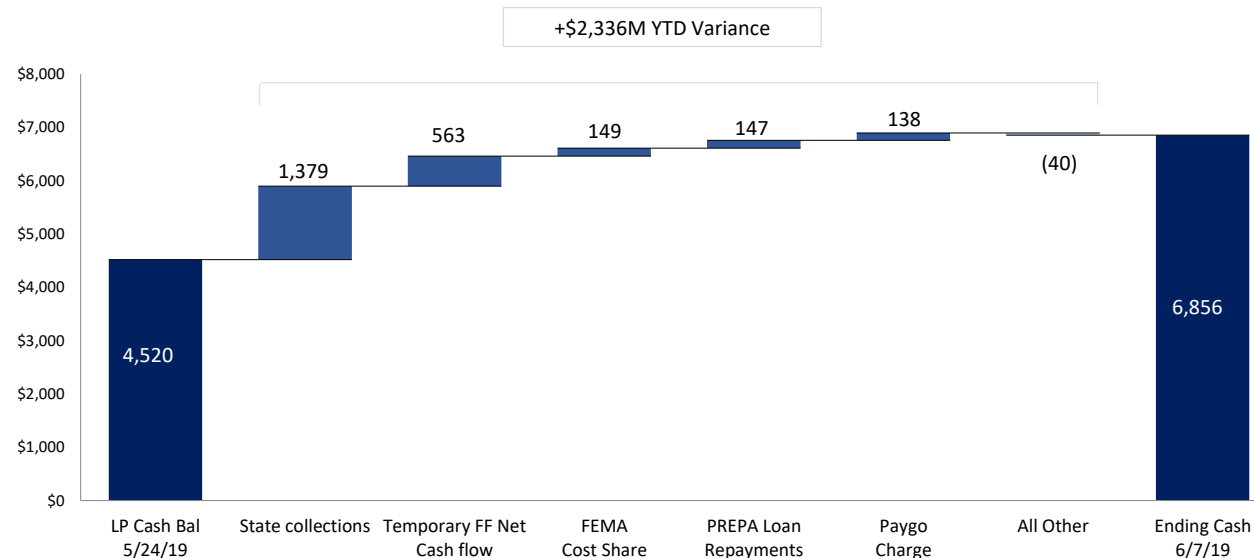
TSA YTD Cash Flow Actuals: Key Cash Flow Concepts (\$M)



Net Cash Flow YTD Variance - LP vs. Actual

- 1.) The largest YTD variance driver is \$412M in COFINA Plan of Adjustment settlement amounts received ahead of Plan (included within State Collections in the graph to the right).

TSA YTD Top Cash Flow Variances (\$M)



Puerto Rico Department of Treasury | AAFAP
TSA Cash Flow Actual Results for the Week Ended June 7, 2019

	FY19 Actual 6/7	FY19 LP 6/7	Variance 6/7	FY19 Actual YTD	FY19 LP YTD	FY18 Actual YTD (a)	Variance YTD FY19 vs LP
<i>(figures in Millions)</i>							
State Collections							
1 General fund collections (b)	\$86	\$157	(\$71)	\$10,669	\$9,364	\$8,574	\$1,305
2 Non-General fund pass-through collections (c)	9	5	4	680	950	985	(270)
3 Other special revenue fund collection	10	19	(9)	572	594	547	(22)
4 Other state collections (d)	122	9	113	596	230	334	366
5 Subtotal - State collections	\$227	\$190	\$37	\$12,517	\$11,138	\$10,440	\$1,379
Federal Fund Receipts							
6 Medicaid	36	23	13	2,685	2,678	\$1,874	7
7 Nutrition Assistance Program	25	29	(4)	2,746	2,782	2,139	(36)
8 FEMA	14	22	(8)	1,446	964	107	482
9 Employee Retention Credits (ERC)	-	18	(18)	419	746	-	(327)
10 Vendor Disbursements, Payroll, & Other	24	51	(27)	1,501	2,053	1,133	(552)
11 Subtotal - Federal Fund receipts	\$99	\$143	(\$44)	\$8,797	\$9,223	\$5,253	(\$426)
Balance Sheet Related							
12 Paygo charge	12	-	12	461	323	649	138
13 Public corporation loan repayment	-	-	-	300	153	-	147
14 Other	-	-	-	-	-	-	-
15 Subtotal - Other Inflows	\$12	-	\$12	\$761	\$476	\$649	\$285
16 Total Inflows	\$338	\$333	\$5	\$22,075	\$20,837	\$16,342	\$1,238
Payroll and Related Costs (e)							
17 General Fund	(38)	(1)	(37)	(2,400)	(2,498)	(2,749)	98
18 Federal Fund	(4)	-	(4)	(467)	(584)	(583)	117
19 Other State Funds	(2)	-	(2)	(220)	(110)	(136)	(110)
20 Subtotal - Payroll and Related Costs	(\$44)	(\$1)	(\$43)	(\$3,087)	(\$3,192)	(\$3,468)	\$105
Vendor Disbursements (f)							
21 General fund	(45)	(47)	2	(1,233)	(1,704)	(1,224)	471
22 Federal fund	(65)	(60)	(5)	(2,168)	(2,428)	(752)	260
23 Other State fund	(51)	(7)	(44)	(794)	(471)	(652)	(323)
24 Subtotal - Vendor Disbursements	(\$161)	(\$114)	(\$47)	(\$4,195)	(\$4,603)	(\$2,628)	\$408
Appropriations - All Funds							
25 General Fund	(111)	(136)	25	(1,546)	(1,559)	(2,149)	13
26 Federal Fund	(33)	(10)	(23)	(2,471)	(2,647)	(1,712)	176
27 Other State Fund	(1)	(1)	-	(435)	(357)	(534)	(78)
28 Subtotal - Appropriations - All Funds	(\$145)	(\$147)	\$2	(\$4,452)	(\$4,563)	(\$4,395)	\$111
Other Disbursements - All Funds							
29 Pension Benefits	(8)	-	(8)	(2,250)	(2,318)	(1,921)	68
30 Tax Refunds & Garnishments (g)	(13)	(35)	22	(989)	(1,133)	(656)	144
31 Nutrition Assistance Program	(25)	(32)	7	(2,669)	(2,778)	(2,086)	109
32 Title III Costs	(3)	(7)	4	(227)	(244)	-	17
33 FEMA Cost Share	-	(2)	2	(138)	(287)	-	149
34 Other Disbursements	31	-	31	(310)	(297)	(79)	(13)
35 Cash Reserve	-	-	-	-	-	-	-
36 Loans and Tax Revenue Anticipation Notes	-	-	-	-	-	(151)	-
37 Subtotal - Other Disbursements - All Funds	(\$18)	(\$76)	\$58	(\$6,583)	(\$7,057)	(\$4,893)	\$474
38 Total Outflows	(\$368)	(\$338)	(\$30)	(\$18,317)	(\$19,415)	(\$15,384)	\$1,098
39 Net Operating Cash Flow	(30)	(\$5)	(\$25)	\$3,758	\$1,422	\$958	\$2,336
40 Bank Cash Position, Beginning (h)	6,886	4,525	2,361	3,098	3,098	1,799	-
41 Bank Cash Position, Ending (h)	\$6,856	\$4,520	\$2,336	\$6,856	\$4,520	\$2,757	\$2,336

Note: Refer to the next page for footnote reference descriptions.

Puerto Rico Department of Treasury | AAFAF*FY19 TSA Cash Flow Actual Results - Footnotes*Footnotes:

- (a) Represents FY2018 actual results through June 8, 2019.
- (b) Represents gross tax collections received and deposited from all Hacienda Collection Posts, through the Hacienda Colecturia Virtual (online) and/or SURI.
- (c) These revenues are collected by DTPR and immediately appropriated.
- (d) Inflows related to the State Insurance Fund, the Department of Labor and Human Resources, the Commissioner of Financial Institutions, and others. Additionally, as of the date of this report, the "Other State Collections" line item includes approximately \$497M in unreconciled collections due to DTPR transition to collecting various gross tax receipts through the new SURI system. The transition from the Hacienda Colecturia collections system to SURI is ongoing and as such, revenue concept detail for the general tax SURI collections is not available at this time for the portion of collections received by the new general tax SURI account. This resulted in timing-related unreconciled gross collections (approximately \$497M) which will be retroactively allocated to "General Collections" as appropriate once this information becomes available.
- (e) Represents total gross payroll. Gross payroll includes net payroll disbursed to government employees, cash transfers to the Police Department for payroll costs, and other payroll related costs (employee withholdings, social security, insurance, and other deductions).
- (f) Includes payments to third-party vendors as well as intergovernmental payments to agencies with separate Treasuries.
- (g) FY 2019 includes \$84mm of garnishments and \$800mm in Federally Funded Employee Retention Credits.
- (h) Excludes BPPR Clawback Accounts (for clawback revenues prior to June 2016) of \$147M.

Puerto Rico Department of Treasury | AAFAF
General Fund Collections Summary

Key Takeaways / Notes

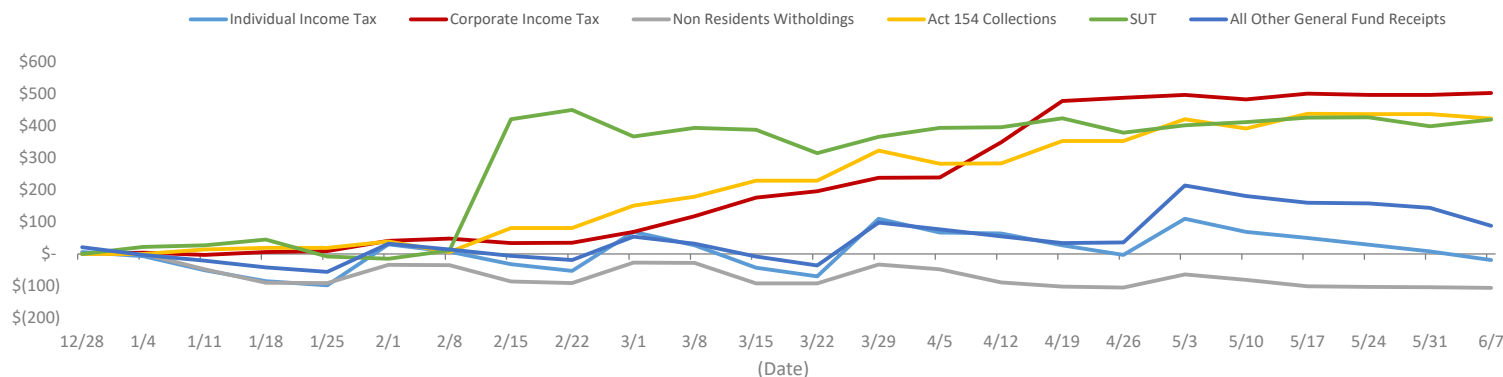
- 1.) The government is still evaluating total collections to determine the nature of certain YTD variances. Due to the on-going transition of various gross tax collections from Hacienda Colecturia to SURI, revenue concept detail for April general tax SURI collections is not available at this time, resulting in unallocated TSA Collections of approximately \$497M.

- 2.) SUT Collections variance is mostly due to \$412M in COFINA Plan of Adjustment settlement amounts received throughout the week ended February 15, 2019 in accordance with the approved Title III COFINA Adjustment Plan. This variance is mostly temporary, as these inflows were originally projected in June.

General Fund Collections Year to Date: Actual vs. Forecast (\$M)

	Actual (a) YTD 6/7	LP YTD 6/7	Var \$ YTD 6/7	Var % YTD 6/7
General Fund Collections				
Corporations	\$ 2,186	\$ 1,685	\$ 501	30%
Individuals	2,252	2,272	(20)	-1%
Act 154	2,093	1,672	421	25%
Non Residents Withholdings	548	654	(106)	-16%
Motor Vehicles	449	361	88	24%
Rum Tax	220	212	8	4%
Alcoholic Beverages	228	243	(15)	-6%
Cigarettes	138	220	(82)	-37%
Other General Fund	473	382	91	24%
Total (b)	\$8,587	\$7,701	\$886	12%
SUT Collections (c)	2,082	1,663	419	25%
Total General Fund Collections	\$ 10,669	\$ 9,364	\$ 1,305	14%

YTD General Fund Receipts Cumulative Variance Liquidity Plan vs. Actual Cumulative Variance by Category (d) (\$M)



Footnotes:

- (a) Gross cash receipts by concept for January through March are estimated using net General Fund revenues adjusted for recurring monthly gross-ups and other adjustments.
- (b) Receipts in collections accounts occur approximately two business days prior to being deposited into the TSA.
- (c) SUT collections excludes PSTBA, FAM & CINE, and only includes the amounts deposited into the TSA for General Fund use.
- (d) The Liquidity Plan incorporates actual results through December, hence there is no variance prior to week ended 1/4/19.

Puerto Rico Department of Treasury | AAFAF

Non-General Fund Pass-Through Collections Summary (a)

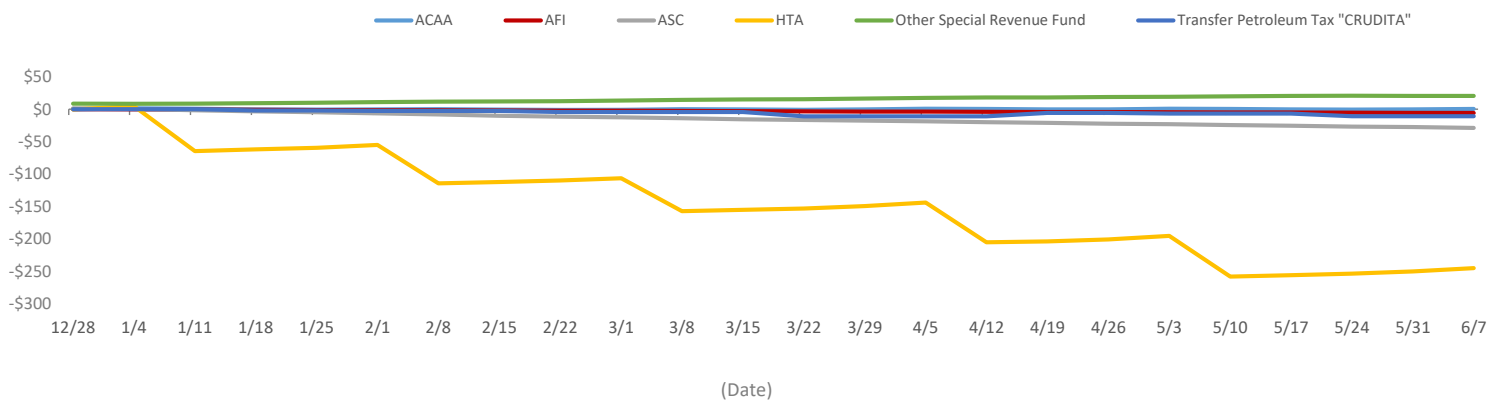
Key Takeaways / Notes

- 1.) YTD variance mainly relates to HTA pass-through collections of gasoline and deisel taxes. The variance is assumed to be temporary at this time and may be partially due to revenues that are currently unclassified and not allocated.

Non-GF Pass-through Collections Year to Date: Actual vs. Forecast (\$M)

	Actual YTD 6/7	LP YTD 6/7	Var \$ YTD 6/7	Var % YTD 6/7
Non-GF pass-throughs				
HTA	\$ 333	\$ 579	\$ (246)	-42%
Transfer Petroleum Tax "CRUDITA"	136	147	(11)	-7%
ACAA	74	74	-	0%
ASC	45	74	(29)	-39%
AFI	1	7	(6)	-86%
Other Special Revenue Fund	91	69	22	32%
Total Non-GF Collections	\$ 680	\$ 950	\$ (270)	-28%

YTD Non-General Fund Receipts Cumulative Variance Liquidity Plan vs. Actual Cumulative Variance by Category (b) (\$M)



Footnotes

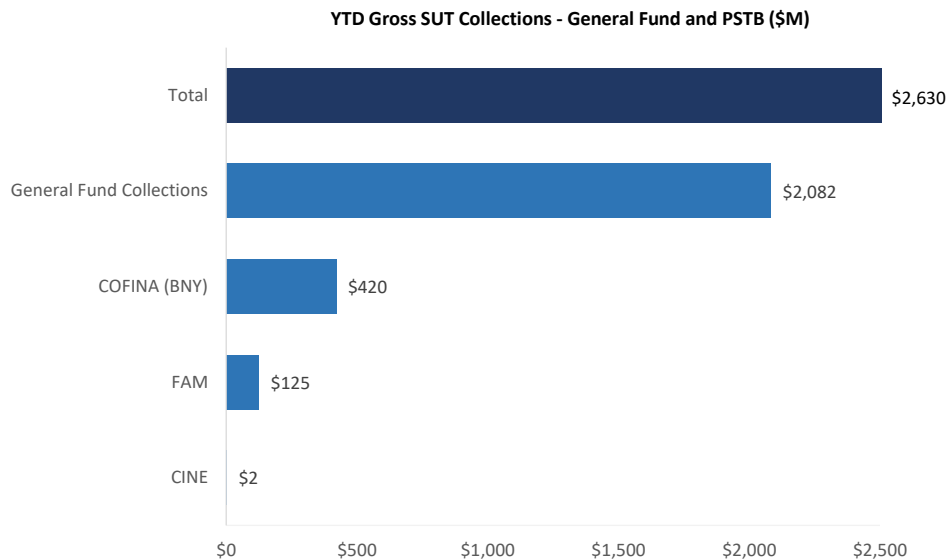
- (a) These amounts are collected by DTPR and immediately appropriated as set forth in the table on this page.
- (b) The Liquidity Plan incorporates actual results through December, hence there is no variance prior to week ended 1/4/19.

Puerto Rico Department of Treasury | AAFAP

Sales and Use Tax Collections Summary

Key Takeaways / Notes

- 1.) The proceeds from the Puerto Rico 10.5% SUT rate are allocated as follows: Of the 10.5%, 5.5% is deposited into a COFINA BNY Mellon account until the PSTBA cap is reached, and 4.5% is deposited into the General Fund. The remaining 0.5% is remitted to FAM. Before the COFINA Plan of Adjustment ("POA") became effective, the PSTBA cap for FY19 was \$783 million. Now the cap for FY19 is \$420 million. Once the PSTBA cap is met, the full 10% is deposited into the General Fund. The original PSTBA cap was reached in January 2019. The COFINA POA became effective in February 2019, after which, the excess FY19 funds deposited in the COFINA account was remitted to the General Fund along with \$44 million in collections from prior years. This chart has been updated to better reflect the flow of funds when the COFINA POA became effective.



Puerto Rico Department of Treasury | AAFAP

Federal Funds Net Cash Flow Summary

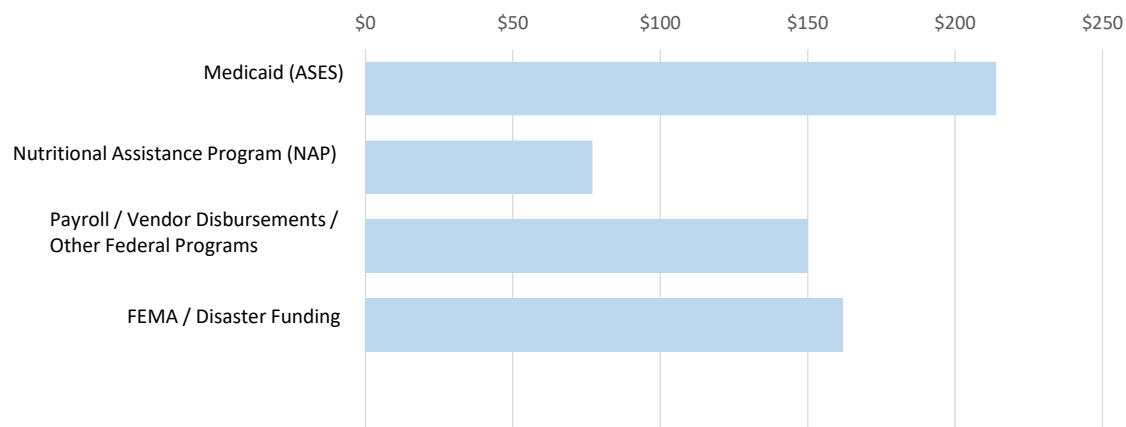
Key Takeaways / Notes

- 1.) Receipts for the Nutritional Assistance Program (NAP) and Medicaid (ASES Pass-through) are received in advance of the subsequent pass through disbursements to NAP and ASES. There may be a lag between receipt of federal funds and subsequent pass through outflows. Federal Funds received for Employee Retention Credits are typically received and passed through to the appropriate entity within one business day that funds are received. Federal Funds received for Payroll and Vendor Payments are typically reimbursed following disbursement, though timing differences due to carryover vendor payments from prior years may create temporary surpluses. Federal funds are received for disaster related spend once supporting documentation for an accrual or related expense are provided to and approved by FEMA. Therefore, FEMA funding may be received in advance of actual cash disbursement, as payments to vendors may occur subsequent to when the corresponding services are rendered / expenses are recorded.

Weekly FF Net Surplus (Deficit)	Net Cash		
	FF Inflows	FF Outflows	Flow
Medicaid (ASES)	\$ 36	\$ (33)	\$ 3
Nutritional Assistance Program (NAP)	25	(25)	-
Payroll / Vendor Disbursements / Other Federal Programs	24	(25)	(1)
FEMA / Disaster Funding	14	(44)	(30)
Employee Retention Credit (ERC)	-	-	-
Total	\$ 99	(127)	\$ (28)

YTD Cumulative FF Net Surplus (Deficit)	Net Cash		
	FF Inflows	FF Outflows	Flow
Medicaid (ASES)	\$ 2,685	\$ (2,471)	\$ 214
Nutritional Assistance Program (NAP)	2,746	(2,669)	77
Payroll / Vendor Disbursements / Other Federal Programs	1,501	(1,351)	150
FEMA / Disaster Funding	1,446	(1,284)	162
Employee Retention Credit (ERC)	419	(419)	-
Total	8,797	\$ (8,194)	\$ 603

YTD Federal Funds Net Cash Flows (\$M)



Puerto Rico Department of Treasury | AAFAF

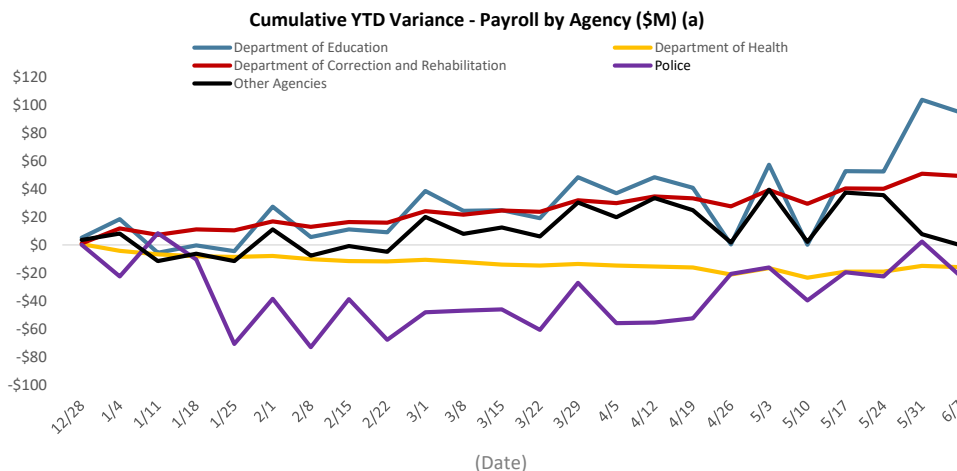
Payroll / Vendor Disbursements Summary

Key Takeaways / Notes : Gross Payroll

- 1.) The Liquidity Plan incorporates actual results through December, hence there is no variance prior to week ended 1/4/2019. Payroll Variances will be partially offset by next week's activity. A determination of whether the variance is permanent or temporary has not been made at this time

Gross Payroll (\$M) (b)

Agency	YTD Variance
Department of Education	\$ 95
Department of Correction & Rehabilitation	49
Department of Health	(16)
Police	(22)
All Other Agencies	(1)
Total YTD Variance	\$ 105

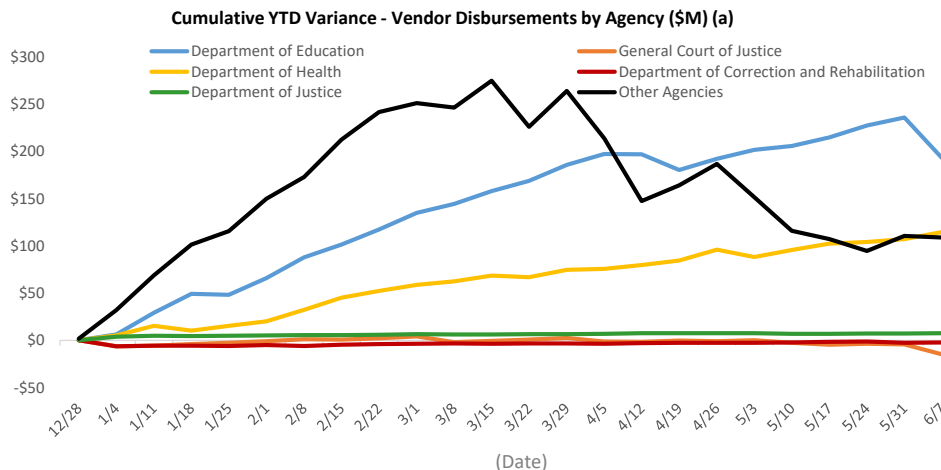


Key Takeaways / Notes : Vendor Disbursements

- 1.) YTD Vendor Disbursement variance is mainly due to lower than expected carryover payments from prior years, largely due to federally supported vendor disbursements lagging plan which is expected to be timing.

Vendor Disbursements (\$M)

Agency	YTD Variance
Department of Education	\$ 193
Department of Health	115
Department of Justice	8
Department of Correction & Rehabilitation	(2)
General Court of Justice	(15)
All Other Agencies	109
Total YTD Variance	\$ 408



Footnotes

- (a) The Liquidity Plan incorporates actual results through December, hence there is no variance prior to week ended 1/4/2019
- (b) Gross Payroll is equal to the sum of: (i) Net Payroll by Agency from the DTPR RHUM system; (ii) Other Payroll allocated by Agency based on the FY2019 budgeted amount for total payroll by agency. The aforementioned allocation of Other Payroll is used because the information is not available by agency. Gross Payroll cash disbursements excludes cash outlays for wage garnishments by Agency as this data is not available at a detailed level on a timely basis.

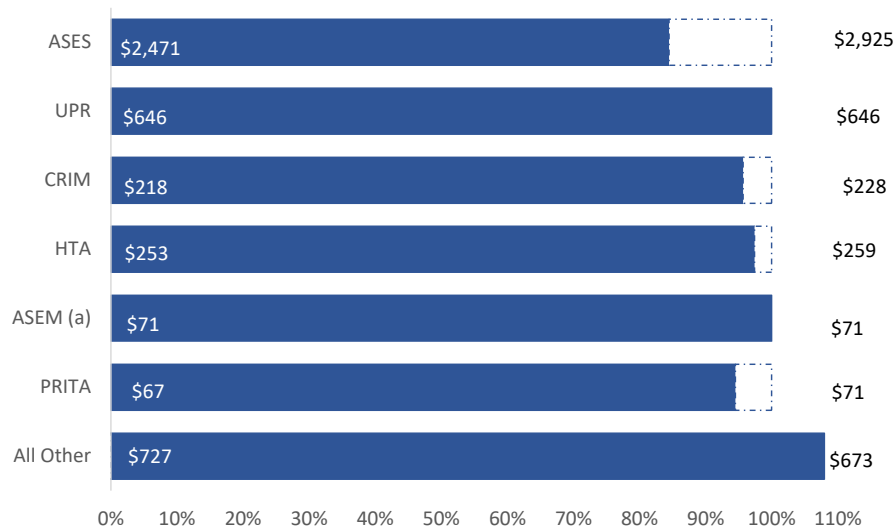
Puerto Rico Department of Treasury | AAFAP

Appropriations Summary

Key Takeaways / Notes

- 1.) Appropriations are generally executed throughout the year on a consistent basis each month. HTA is ahead of the expected FY19 budgeted distribution of appropriations due to receipt of FY18 budget reappropriations in July 2018.

YTD FY2019 Budgeted Appropriations Executed (\$M)



Remaining Appropriation Budget (\$M)

Entity Name	Full Year		
	Actual YTD	Expectation	Remaining
ASES	\$ 2,471	\$ 2,925	\$ 454
UPR	646	646	-
CRIM	218	228	10
HTA	253	259	6
ASEM	71	71	-
PRITA	67	71	4
All Other	726	673	(53)
Total	\$ 4,452	\$ 4,873	\$ 421

YTD Appropriation Variance (\$M)

Entity Name	Liquidity Plan		
	Actual YTD	YTD	Variance
ASES	\$ 2,471	\$ 2,658	\$ 187
UPR	646	646	-
CRIM	218	212	(6)
HTA	253	251	(2)
ASEM	71	71	-
PRITA	67	67	-
All Other	726	658	(68)
Total	\$ 4,452	\$ 4,563	\$ 111

Footnotes

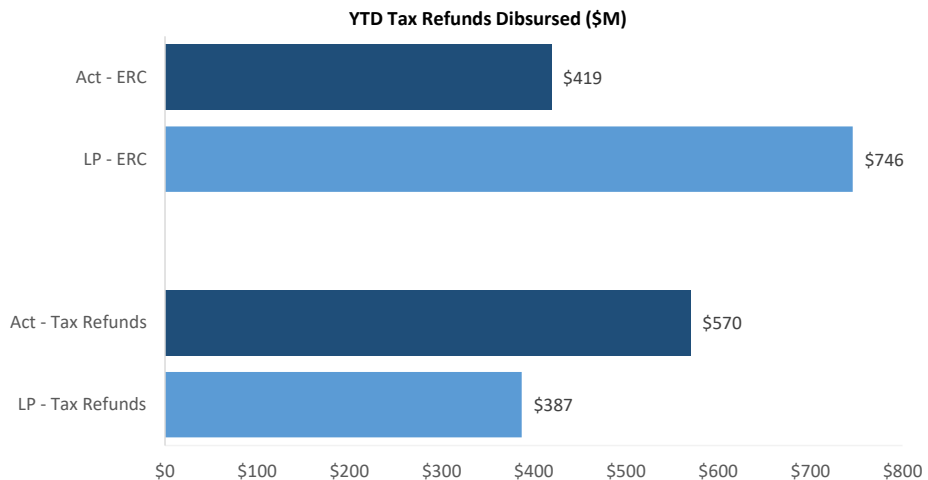
(a) Includes only appropriations from the General Fund to ASEM. Other funds disbursed to ASEM are included within the 'All Other' category.

Puerto Rico Department of Treasury | AAFAF

Tax Refunds / PayGo and Pensions Summary

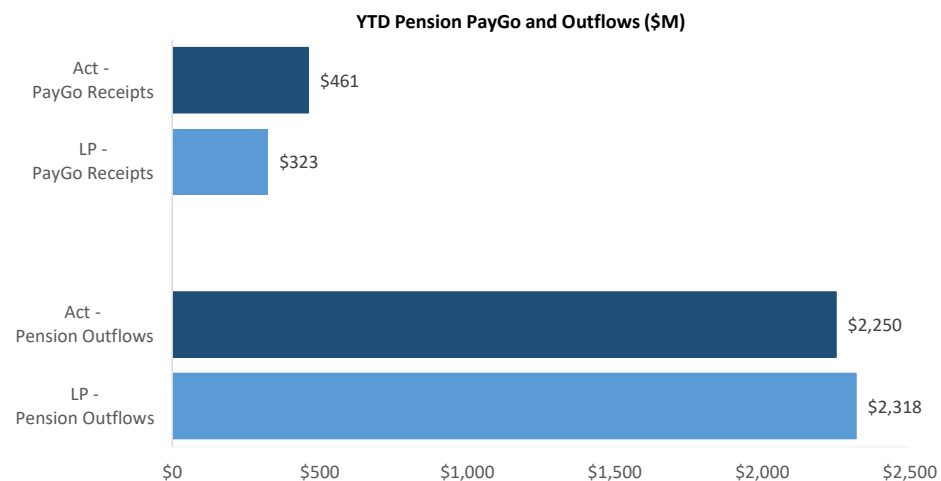
Key Takeaways / Notes : Tax Refunds

1.) YTD Employee Retention Credits were less than projected, though there is no net cash flow impact as all Employee Retention Credits issued were supported by federal fund inflows. Tax Refunds in excess of Liquidity Plan are due to (i) an increase in the rate of processing returns and issuing refunds when compared to the prior year; and (ii) refunds issued include returns from previous years not considered in the Liquidity Plan.



Key Takeaways / Notes : Pension PayGo

1.) The Liquidity Plan did not consider PayGo receipts from municipalities nor PayGo payments related to prior year debts from public corporations in its projections, which are the main drivers of the positive PayGo variance. YTD Pension Outflows variance is temporary, and is expected to reverse in subsequent weeks.



Puerto Rico Department of Treasury | AAFAF

Schedule A: Central Government - Live Web Portal AP by Payee Type (a) (b)

All Agencies

(figures in \$000s)

Continues and Continued...

ID	Agency Name	3rd Party Payables	Intergovernmental Payables	Total
071	Department of Health	\$ 83,558	\$ 69,201	\$ 152,759
078	Department of Housing	136,826	-	136,826
081	Department of Education	66,822	5,503	72,325
025	Hacienda (entidad interna - fines de contabilidad)	14,744	17,389	32,133
049	Department of Transportation and Public Works	21,595	12	21,607
123	Families and Children Administration	13,893	172	14,065
024	Department of the Treasury	13,457	6	13,463
095	Mental Health and Addiction Services Administration	10,266	1,633	11,899
127	Adm. for Socioeconomic Development of the Family	7,930	247	8,177
016	Office of Management and Budget	7,786	1	7,787
050	Department of Natural and Environmental Resources	4,911	2,657	7,568
122	Department of the Family	7,016	115	7,131
137	Department of Correction and Rehabilitation	6,840	52	6,892
021	Emergency Management and Disaster Adm. Agency	5,928	65	5,993
043	Puerto Rico National Guard	5,349	530	5,879
038	Department of Justice	5,049	151	5,200
040	Puerto Rico Police	4,390	109	4,499
028	Commonwealth Election Commission	3,884	57	3,941
126	Vocational Rehabilitation Administration	3,437	3	3,440
124	Child Support Administration	2,972	85	3,057
067	Department of Labor and Human Resources	2,639	274	2,913
031	General Services Administration	2,215	65	2,280
087	Department of Sports and Recreation	1,936	119	2,055
241	Administration for Integral Development of Childhood	729	1,246	1,975
015	Office of the Governor	1,346	25	1,371
022	Office of the Commissioner of Insurance	1,028	188	1,216
290	State Energy Office of Public Policy	1,170	-	1,170
014	Environmental Quality Board	816	281	1,097
120	Veterans Advocate Office	1,037	2	1,039
010	General Court of Justice	1,000	-	1,000
105	Industrial Commission	752	189	941
220	Correctional Health	902	-	902
045	Department of Public Security	855	-	855

Puerto Rico Department of Treasury | AAFAF

Schedule A: Central Government - Live Web Portal AP by Payee Type (a) (b)

All Agencies

(figures in \$000s)

Continues and Continued...

ID	Agency Name	3rd Party Payables	Intergovernmental Payables	Total
023	Department of State	720	-	720
221	Emergency Medical Services Corps	652	16	668
055	Department of Agriculture	650	-	650
155	State Historic Preservation Office	485	-	485
152	Elderly and Retired People Advocate Office	406	43	449
096	Women's Advocate Office	395	-	395
018	Planning Board	354	1	355
035	Industrial Tax Exemption Office	317	1	318
042	Firefighters Corps	237	-	237
141	Telecommunication's Regulatory Board	229	-	229
065	Public Services Commission	207	-	207
098	Corrections Administration	200	-	200
075	Office of the Financial Institutions Commissioner	151	-	151
069	Department of Consumer Affairs	151	-	151
139	Parole Board	96	-	96
089	Horse Racing Industry and Sport Administration	75	-	75
273	Permit Management Office	74	-	74
226	Joint Special Counsel on Legislative Donations	63	-	63
060	Citizen's Advocate Office (Ombudsman)	50	-	50
030	Office of Adm. and Transformation of HR in the Govt.	44	-	44
153	Advocacy for Persons with Disabilities of the Commonwealth	44	-	44
037	Civil Rights Commission	37	-	37
062	Cooperative Development Commission	29	-	29
231	Health Advocate Office	27	-	27
266	Office of Public Security Affairs	12	12	24
224	Joint Commission Reports Comptroller	18	-	18
281	Office of the Electoral Comptroller	13	-	13
034	Investigation, Prosecution and Appeals Commission	12	-	12
132	Energy Affairs Administration	1	-	1
	Other	12,286	2,650	14,936
Total		\$ 461,113	\$ 103,100	\$ 564,213

Footnotes:

- (a) Data presented above represents the Central Government live AP Web Portal repository of third party and intergovernmental invoices by agency, implemented for FY2019. The full transition to managing central government payables through the web portal is complete, however government agencies and vendors continue to analyze the information contained in this report to ensure its accuracy. Ongoing efforts with the largest agencies and their vendors to implement the appropriate processes and controls needed to realize improvements in reporting and efficiency continue as of the date of this report.
- (b) On a go-forward basis, vendors submit invoices for approval through the live AP Web Portal where they are logged electronically, matched with the appropriate purchase order or other relevant documentation, and approved / vouchered at the agency level through the online interface.

Puerto Rico Department of Treasury | AAFAF

Schedule B: Central Government - Live Web Portal AP Aging (a) (b)

All Agencies

(figures in \$000s)

Continues and Continued...

ID	Agency Name	0 - 30	31 - 60	61 - 90	Over 90 days	Total
071	Department of Health	\$ 28,086	\$ 15,527	\$ 7,028	\$ 102,118	\$ 152,759
078	Department of Housing	1,668	5,106	10,442	119,610	136,826
081	Department of Education	25,380	16,040	6,638	24,267	72,325
025	Hacienda (entidad interna - fines de contabilidad)	22,232	1,050	155	8,696	32,133
049	Department of Transportation and Public Works	592	876	308	19,831	21,607
123	Families and Children Administration	1,380	1,621	2,114	8,950	14,065
024	Department of the Treasury	9,160	3,011	503	789	13,463
095	Mental Health and Addiction Services Administration	4,714	1,297	739	5,149	11,899
127	Adm. for Socioeconomic Development of the Family	1,106	1,197	278	5,596	8,177
016	Office of Management and Budget	354	1,110	116	6,207	7,787
050	Department of Natural and Environmental Resources	2,281	683	749	3,855	7,568
122	Department of the Family	879	1,134	1,286	3,832	7,131
137	Department of Correction and Rehabilitation	2,686	2,003	941	1,262	6,892
021	Emergency Management and Disaster Adm. Agency	2,528	252	23	3,190	5,993
043	Puerto Rico National Guard	1,059	602	456	3,762	5,879
038	Department of Justice	802	716	348	3,334	5,200
040	Puerto Rico Police	1,828	489	270	1,912	4,499
028	Commonwealth Election Commission	221	72	39	3,609	3,941
126	Vocational Rehabilitation Administration	1,100	285	98	1,957	3,440
124	Child Support Administration	60	573	738	1,686	3,057
067	Department of Labor and Human Resources	1,042	396	256	1,219	2,913
031	General Services Administration	122	111	197	1,850	2,280
087	Department of Sports and Recreation	203	69	3	1,780	2,055
241	Administration for Integral Development of Childhood	521	115	68	1,271	1,975
015	Office of the Governor	107	110	71	1,083	1,371
022	Office of the Commissioner of Insurance	249	209	50	708	1,216
290	State Energy Office of Public Policy	159	-	-	1,011	1,170
014	Environmental Quality Board	291	127	73	606	1,097
120	Veterans Advocate Office	448	1	2	588	1,039
010	General Court of Justice	1,000	-	-	-	1,000
105	Industrial Commission	253	129	84	475	941
220	Correctional Health	13	-	-	889	902
045	Department of Public Security	41	103	19	692	855

Puerto Rico Department of Treasury | AAFAF

Schedule B: Central Government - Live Web Portal AP Aging (a) (b)

All Agencies

(figures in \$000s)

Continues and Continued...

ID	Agency Name	0 - 30	31 - 60	61 - 90	Over 90 days	Total
023	Department of State	588	71	6	55	720
221	Emergency Medical Services Corps	148	37	28	455	668
055	Department of Agriculture	45	100	101	404	650
155	State Historic Preservation Office	22	3	15	445	485
152	Elderly and Retired People Advocate Office	185	165	8	91	449
096	Women's Advocate Office	271	12	19	93	395
018	Planning Board	55	2	11	287	355
035	Industrial Tax Exemption Office	14	46	29	229	318
042	Firefighters Corps	156	39	11	31	237
141	Telecommunication's Regulatory Board	67	86	37	39	229
065	Public Services Commission	12	22	38	135	207
098	Corrections Administration	50	-	-	150	200
075	Office of the Financial Institutions Commissioner	127	3	-	21	151
069	Department of Consumer Affairs	112	18	-	21	151
139	Parole Board	6	-	-	90	96
089	Horse Racing Industry and Sport Administration	21	-	-	54	75
273	Permit Management Office	9	24	13	28	74
226	Joint Special Counsel on Legislative Donations	20	3	2	38	63
060	Citizen's Advocate Office (Ombudsman)	14	-	-	36	50
030	Office of Adm. and Transformation of HR in the Govt.	10	8	2	24	44
153	Advocacy for Persons with Disabilities of the Commonwealth	17	3	11	13	44
037	Civil Rights Commission	14	10	-	13	37
062	Cooperative Development Commission	13	12	1	3	29
231	Health Advocate Office	27	-	-	-	27
266	Office of Public Security Affairs	6	-	3	15	24
224	Joint Commission Reports Comptroller	16	1	-	1	18
281	Office of the Electoral Comptroller	3	5	2	3	13
034	Investigation, Prosecution and Appeals Commission	1	-	1	10	12
132	Energy Affairs Administration	-	-	-	1	1
	Other	1,236	2,939	3,483	7,278	14,936
Total		\$ 115,830	\$ 58,623	\$ 37,913	\$ 351,847	\$ 564,213

Footnotes:

- (a) Data presented above represents the Central Government live AP Web Portal repository of third party and intergovernmental invoices by agency, implemented for FY2019. The full transition to managing central government payables through the web portal is complete, however government agencies and vendors continue to analyze the information contained in this report to ensure its accuracy. Ongoing efforts with the largest agencies and their vendors to implement the appropriate processes and controls needed to realize improvements in reporting and efficiency continue as of the date of this report.
- (b) On a go-forward basis, vendors submit invoices for approval through the live AP Web Portal where they are logged electronically, matched with the appropriate purchase order or other relevant documentation, and approved / vouchered at the agency level through the online interface.