



Puerto Rico Department of Treasury

Treasury Single Account ("TSA") FY 2020 Cash Flow

As of June 26, 2020

Disclaimer

- The Puerto Rico Fiscal Agency and Financial Advisory Authority (“AAFAF”), the Government of Puerto Rico (the “Government”), and each of their respective officers, directors, employees, agents, attorneys, advisors, members, partners or affiliates (collectively, with AAFAF and the Government the “Parties”) make no representation or warranty, express or implied, to any third party with respect to the information contained herein and all Parties expressly disclaim any such representations or warranties.
- The Parties do not owe or accept any duty or responsibility to any reader or recipient of this presentation, whether in contract or tort, and shall not be liable for or in respect of any loss, damage (including without limitation consequential damages or lost profits) or expense of whatsoever nature of such third party that may be caused by, or alleged to be caused by, the use of this presentation or that is otherwise consequent upon the gaining of access to this document by such third party.
- This document does not constitute an audit conducted in accordance with generally accepted auditing standards, an examination of internal controls or other attestation or review services in accordance with standards established by the American Institute of Certified Public Accountants or any other organization. Nor does this document constitute an audit of compliance with any other federal law, rule, or regulation. Accordingly, the Parties do not express an opinion or any other form of assurance on the financial statements or any financial or other information or the internal controls of the Government and the information contained herein.
- Any statements and assumptions contained in this document, whether forward-looking or historical, are not guarantees of future performance and involve certain risks, uncertainties, estimates and other assumptions made in this document. The economic and financial condition of the Government and its instrumentalities is affected by various financial, social, economic, environmental and political factors. These factors can be very complex, may vary from one fiscal year to the next and are frequently the result of actions taken or not taken, not only by the Government and its agencies and instrumentalities, but also by entities such as the government of the United States. Because of the uncertainty and unpredictability of these factors, their impact cannot be included in the assumptions contained in this document. Future events and actual results may differ materially from any estimates, projections, or statements contained herein. Nothing in this document should be considered as an express or implied commitment to do or take, or to refrain from taking, any action by AAFAF, the Government, or any government instrumentality in the Government or an admission of any fact or future event. Nothing in this document shall be considered a solicitation, recommendation or advice to any person to participate, pursue or support a particular course of action or transaction, to purchase or sell any security, or to make any investment decision.
- By receiving this document, the recipient shall be deemed to have acknowledged and agreed to the terms of these limitations.
- This document may contain capitalized terms that are not defined herein, or may contain terms that are discussed in other documents or that are commonly understood. You should make no assumptions about the meaning of capitalized terms that are not defined, and you should consult with advisors of AAFAF should clarification be required.

Glossary

Term	Definition
ACAA	- Automobile Accident Compensation Administration, or Administración de Compensaciones por Accidentes de Automoviles, is a component unit of the Commonwealth of Puerto Rico.
Act 154	- Act 154 means Act No. 154-2010, which, inter alia, imposes a temporary excise tax on the acquisition by multinationals of certain property manufactured or produced in whole or in part in Puerto Rico and on the acquisition of certain manufacturing services carried out in Puerto Rico. The Act 154 temporary excise tax expires on December 31, 2027.
AFI / PRIFA	- Infrastructure Financing Authority.
Agency Collections	- Collections made by central government agencies at collection posts for services rendered by the agencies as well as fees, licenses, permits, fines and others.
ASC	- Compulsory Liability Insurance, private insurance company.
ASES	- Puerto Rico Health Insurance Administration, a public corporation and component unit of the Commonwealth of Puerto Rico.
BBA	- BBA refers to the Bipartisan Budget Act of 2018 passed by the United States Congress on 2/9/2018. The BBA includes provisions for additional disaster relief funding for Puerto Rico in addition to incremental federal funds to support Puerto Rico's public health care costs (Medicaid funding) for two years.
CINE	- Puerto Rico Cinema Fund, a recipient of certain assigned sales and use tax revenues.
COFINA	- Puerto Rico Sales Tax Financing Corporation.
DTPR	- Department of the Treasury of Puerto Rico.
DTPR Collection System	- This is the software system that DTPR uses for collections.
FAM	- Municipal Fund Administration, a recipient of certain assigned sales and use tax revenues.
General Collections	- All Gross tax collections received and deposited into the TSA from all Hacienda Collection Posts and/or through the Hacienda Colecturia Virtual (online).
General Fund	- General Fund (Operating Fund) means the Commonwealth principal operating fund; disbursements from such fund are generally approved through the Commonwealth's annual budgeting process.
HTA	- Puerto Rico Highways and Transportation Authority, a public corporation and a component unit of the Commonwealth of Puerto Rico.
JRS	- Judiciary Retirement System means the Retirement System for the Judiciary of the Commonwealth of Puerto Rico, a statutory trust created to provide pension and other benefits to retired judges of the Judiciary Branch of the Commonwealth. JRS is a fiduciary fund of the Commonwealth of Puerto Rico for purposes of the Commonwealth's financial statements.
Liquidity Plan (LP)	- The Liquidity Plan is the translation of the Certified Fiscal Plan ("CFP") and Certified Budget ("Budget") into a cash flow projection. The TSA Liquidity Plan encompasses all cash flow activity within the TSA. Certain cash flow activity is contemplated in the CFP and Budget, but occurs outside the TSA. Cash flow bridges from the TSA to the CFP and Budget have been included to facilitate comparison.
Net Payroll	- Net payroll is equal to gross payroll less tax withholdings and other deductions.
NAP	- NAP, or the Nutrition Assistance Program, also known as PAN, or Programa de Asistencia Nutricional is a federal assistance nutritional program provided by the United States Department of Agriculture (USDA) solely to Puerto Rico.
Pension PayGo	- Pension PayGo - Puerto Rico pension system that is funded through a pay-as-you-go system. Retirement benefits expenses of government employers are paid by the central government and reimbursed by the employers, with such funds received by the TSA.
PREPA	- Puerto Rico Electric Power Authority, a public corporation and a component unit of the Commonwealth of Puerto Rico.
PRHA	- Puerto Rico Housing Authority, a public corporation and a component unit of the Commonwealth of Puerto Rico.
PSTBA	- The PSTBA is an amount established under Act 91-2006, as amended, and the Sales Tax Revenue Bond Resolution, as amended and restated on June 10, 2009 (the "Bond Resolution"), that currently must be received by COFINA from 5.5% of the SUT before the Commonwealth can receive any of the other 5.5% SUT.
Public Corporation	- Public corporations are governmental authorities with autonomous structure separate from the central government administration and with independent treasury functions.
Retained Revenues	- Revenues conditionally assigned to certain public corporations and the collections of those revenues are through accounts referred to as "pass through" accounts. The largest of these pass-through accounts consist of (i) AACA auto insurance, (ii) AFI/RBC petroleum tax, (iii) ASC personal injury insurance, (iv) HTA toll revenues.
SIFC	- State Insurance Fund Corporation, a public corporation and a component unit of the Commonwealth of Puerto Rico.
Special Revenue Funds	- Commonwealth governmental funds separate from the General Fund that are created by law, are not subject to annual appropriation and have specific uses established by their respective enabling legislation. Special Revenue Funds are funded from, among other things, revenues from federal programs, tax revenues assigned by law to public corporations and other third parties, fees and charges for services by agencies, dividends from public corporations and financing proceeds.
SURI	- Sistema Unificada de Rentas Internas is the new digital tool of the Department of the Treasury that will allow integration and streamlining of the administration of taxes and revenues and eliminate the complexity of the current systems for the benefit of the Treasury and the taxpayers.
TSA	- Treasury Single Account, the Commonwealth's main operational bank account (concentration account) in which a majority of receipts from Governmental funds are deposited and from which most expenses are disbursed. TSA receipts include tax collections, charges for services, intergovernmental collections, the proceeds of short and long-term debt issuances and amounts held in custody by the Secretary of the Treasury for the benefit of the Commonwealth's fiduciary funds. Only a portion of the revenues received by the TSA is included in the annual General Fund budget presented to the Puerto Rico Legislative Assembly for approval. Other revenues are separately assigned by law to certain agencies or public corporations but still flow through the TSA.

Introduction

- Enclosed is the weekly Treasury Single Account ("TSA") cash flow report and supporting schedules with weekly YTD FY2020 actual results compared to the FY2020 Liquidity Plan and FY2019 actual results.
- TSA is the Commonwealth's main operational bank account (concentration account) in which a majority of receipts from Governmental funds are deposited and from which most expenses are disbursed.
- Receipts in the TSA include tax collections (including revenues assigned to certain public corporations and pledged for the payment of their debt service), charges for services, intergovernmental collections (such as reimbursements from Federal assistance grants), the proceeds of short and long-term debt issuances held in custody by the Secretary of Treasury for the benefit of the Government fiduciary funds, and other receipts. Only a portion of the revenues received by the TSA is included in the annual General Fund budget presented to the Puerto Rico Legislative Assembly for approval. Other revenues are separately assigned by law to certain agencies or public corporations but still flow through the TSA.
- Disbursements from the TSA include payroll and related costs, vendor and operational disbursements (including those reimbursed by Federal assistance grants and funded from Special Revenue Funds), welfare expenditures, capital outlays, debt service payments, required budgetary formulas and appropriation payments, pass-through payments of pledged revenues to certain public corporations, tax refunds, payments of current pension benefits and other disbursements.
- Federal funds related to disaster relief for hurricanes Irma and Maria are deposited in a separate bank account overseen by the Government Authorized Representative ("GAR"). Funds may be transferred to the TSA either: (i) after admissible disbursements (per approved Project Worksheets) have been made or (ii) once supporting documentation for an accrual or related expense are provided to and approved by FEMA. Therefore, FEMA funding may also be received in advance of actual cash disbursement, as payments to vendors may occur subsequent to when the corresponding services are rendered / expenses are recorded.
- Data limitations and commentary:

The government has focused on cash transaction information for which access to reliable, timely, and detailed data is readily available. The government continues to work with DTPR and other parties to access additional reliable data that would help to provide additional detail in the future.
- Complete cash data has not yet been obtained as of the date of this report due to the closure of all non-essential governmental operations as part of the lockdown that has been in place since March 15, 2020 at 6:00 PM. The closure was called by Executive Order #2020-023, which aims to thwart the spread of COVID-19 in Puerto Rico. Executive Orders #2020-29, #2020-33, and #2020-34, #2020-38, and #2020-41 extended the lockdown. As a result, some government employees have been working from home and may not have access to relevant systems to provide the necessary data to produce the complete TSA Cash Flow Report. Executive Order #2020-44 ended the lockdown while leaving in place a nightly curfew, taking effect on June 16, 2020. Under this Order, most businesses can resume modified operations and public employees are to return to work. The impact of the Executive Orders and COVID-19 on revenue of government operations, collection of these revenues, and disbursement of funds is being evaluated.

Puerto Rico Department of Treasury | AAFAF

Executive Summary - TSA Cash Flow Actual Results

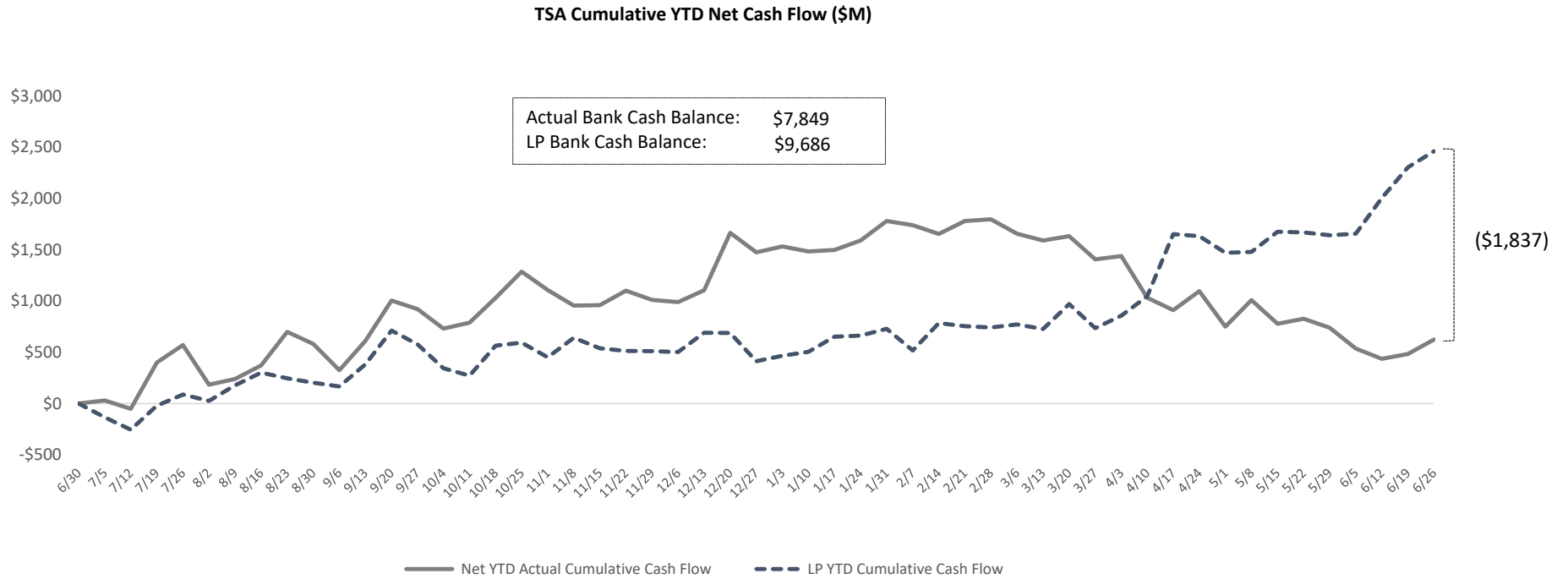
(figures in Millions)

\$7,849	\$141	(\$16)	\$623	(\$1,837)
Bank Cash Position	Weekly Cash Flow	Weekly Variance	YTD Net Cash Flow	YTD Net Cash Flow Variance

Bridge from Liquidity Plan projected cash balance and actual ending cash balance as of June 26, 2020

Cash Flow line item	Variance Bridge (\$M)	Comments
Liquidity Plan Projected Cash Balance, 6/26/20	\$ 9,686	<p>1. The favorable variance in General Fund appropriations is due to DTPR withholding the ASES December through June GF appropriations (\$535M). ASES currently has adequate cash on-hand to cover immediate and near-term expenses. This is partially offset by appropriations from the FOMB-approved COVID-19 Emergency Measures Support Package, including: \$100M COVID-related support to various municipalities, a \$60M transfer to DDEC to be disbursed to small businesses, transfers to hospitals totaling \$13.5M for the purchase of medical supplies and services, \$4.7M to various entities to provide payments to nurses, and \$1.7M to UPR for COVID-19 research.</p> <p>2. As of the date of this report, YTD variance is mainly driven by the Department of Education and the Health Department. There has also been a \$90M build in AP since the lockdown was imposed on March 15, 2020. This signals invoice processing delays due to COVID-19 and the imposed lockdown may be driving an additional slowdown in vendor disbursements.</p> <p>3. Tax refunds variance is driven by \$91M of direct payments to self-employed individuals and an additional \$86M to private sector doctors, nurses, and other medical services providers, all as part of the COVID-19 Emergency Measures Support Package.</p> <p>4. State collections are approximately \$2,224M behind plan. The main driver is underperformance related to reduced economic activity as a result of the COVID-19 global pandemic. Additionally, portions of the YTD variance are driven by temporary operational delays in sweeping cash from the main collection account into the TSA and this difference is expected to be offset in future months.</p>
1 GF Appropriations	371	
2 GF Vendor Disbursements	281	
3 Tax Refunds	(241)	
4 State Collections	(2,224)	
All Other	(24)	
Bank Cash Position	\$ 7,849	

Puerto Rico Department of Treasury | AAFAF
YTD TSA Cash Flow Summary - Actual vs LP



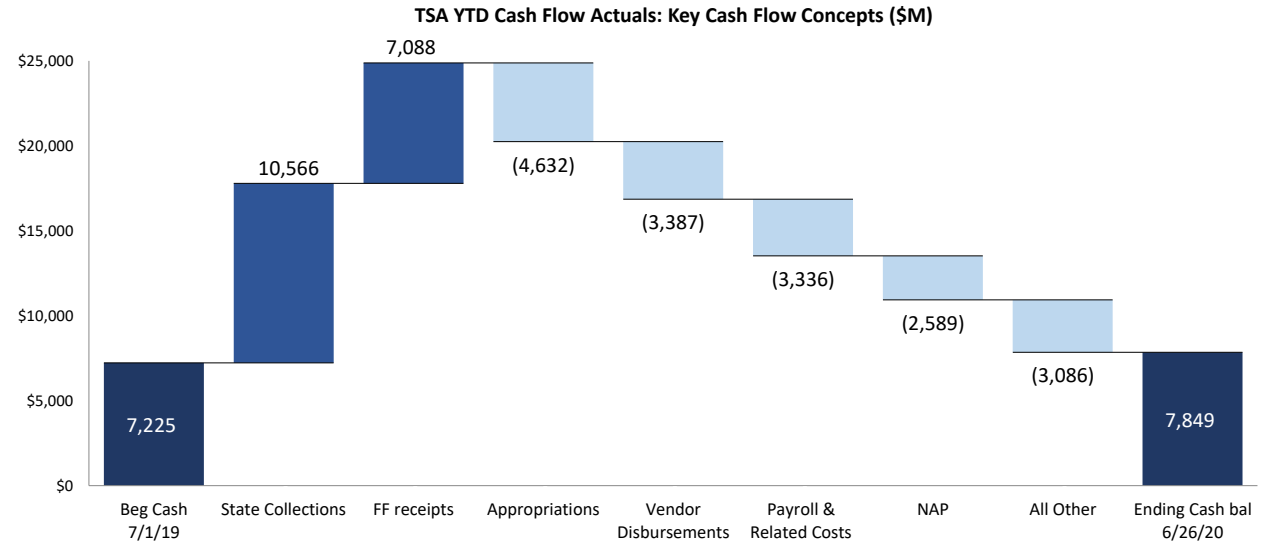
YTD Actuals vs. Liquidity Plan

YTD net cash flow is \$623M and cash flow variance to the Liquidity Plan is -\$1,837M. Lower than expected cash flow is largely due to the impact of the COVID-19 crisis on state revenues.

Puerto Rico Department of Treasury | AAFAP
YTD Cash Flow Summary - TSA Cash Flow Actual Results

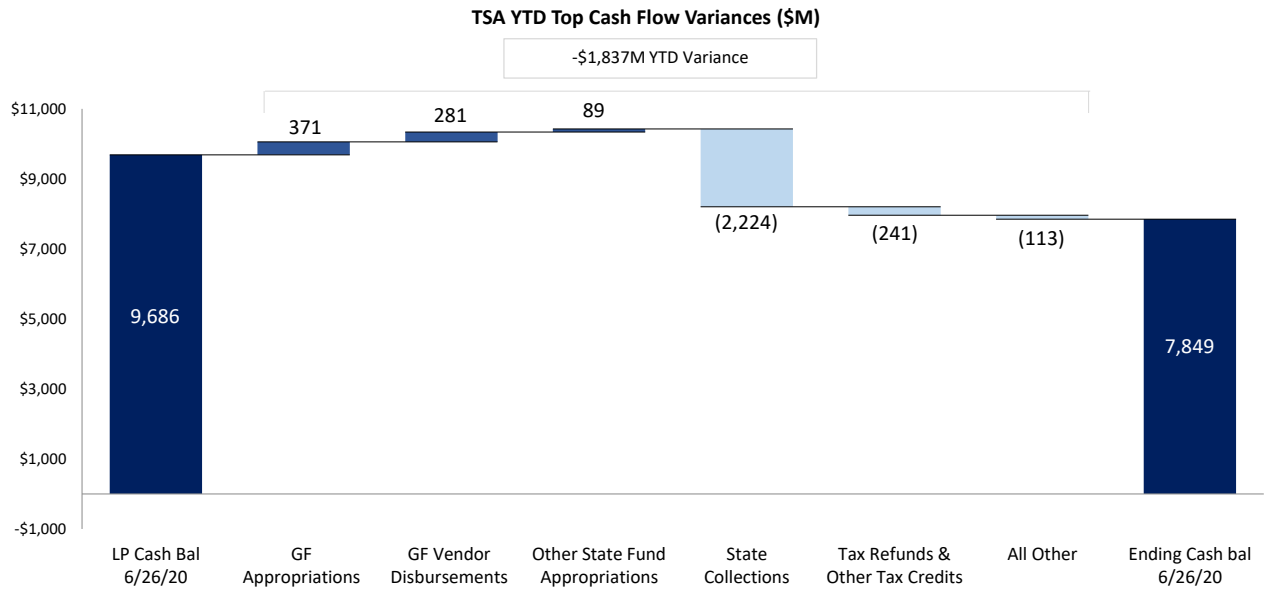
Net Cash Flow - YTD Actuals

- State fund cash flows account for the majority of the cash build with the primary positive drivers being strong General Fund collections and on-budget spending. Federal Fund inflows of \$7,088M represent 39% of YTD inflows, but are largely offset by Federal Fund disbursements, with YTD net surplus of \$15M (Refer to page 13 for additional detail).



Net Cash Flow YTD Variance - LP vs. Actual

- The negative variance in YTD collections is mainly driven by underperformance related to reduced economic activity as a result of the COVID-19 global pandemic. Additionally, portions of the YTD variance are driven by temporary operational delays in sweeping cash from the main collection account into the TSA and this difference is expected to be offset in future months.



Puerto Rico Department of Treasury | AAFAP

TSA Cash Flow Actual Results for the Week Ended June 26, 2020

	FY20 Actual	FY20 LP	Variance	FY20 Actual	FY20 LP	FY19 Actual	Variance
(figures in Millions)	6/26	6/26	6/26	YTD	YTD	YTD (a)	YTD FY20 vs LP
State Collections							
1 General fund collections (b)	\$175	\$188	(\$13)	\$8,887	\$10,682	\$11,392	(\$1,795)
2 Non-General fund pass-through collections (c)	20	23	(3)	992	1,237	711	(245)
3 Other special revenue fund collection	6	5	1	355	486	627	(132)
4 Other state collections (d)	3	4	(1)	332	385	930	(52)
5 Subtotal - State collections	\$205	\$220	(\$16)	\$10,566	\$12,790	\$13,661	(\$2,224)
Federal Fund Receipts							
6 Medicaid	-	2	(2)	2,279	1,646	2,924	632
7 Nutrition Assistance Program	101	7	94	2,638	1,966	2,897	672
8 Disaster Related	1	24	(23)	278	1,089	1,461	(811)
9 Employee Retention Credits (ERC)	-	-	-	62	50	419	12
10 Vendor Disbursements, Payroll, & Other	28	-	28	1,831	1,778	1,615	53
11 Subtotal - Federal Fund receipts	\$130	\$33	\$96	\$7,088	\$6,529	\$9,316	\$559
Balance Sheet Related							
12 Paygo charge	18	-	18	505	536	507	(31)
13 Public corporation loan repayment	-	-	-	-	-	300	-
14 Other	-	-	-	-	-	-	-
15 Subtotal - Other Inflows	\$18	-	\$18	\$505	\$536	\$807	(\$31)
16 Total Inflows	\$352	\$254	\$99	\$18,158	\$19,855	\$23,783	(\$1,696)
Payroll and Related Costs (e)							
17 General Fund	(1)	(2)	1	(2,686)	(2,606)	(2,633)	(80)
18 Federal Fund	(0)	(1)	0	(511)	(550)	(520)	39
19 Other State Funds	(1)	(0)	(1)	(139)	(110)	(171)	(29)
20 Subtotal - Payroll and Related Costs	(\$2)	(\$3)	\$1	(\$3,336)	(\$3,266)	(\$3,325)	(\$70)
Vendor Disbursements (f)							
21 General fund	(21)	(11)	(10)	(1,274)	(1,555)	(1,573)	281
22 Federal fund	(25)	(18)	(7)	(1,465)	(2,441)	(2,362)	976
23 Other State fund	(23)	(4)	(19)	(648)	(601)	(672)	(47)
24 Subtotal - Vendor Disbursements	(\$69)	(\$33)	(\$36)	(\$3,387)	(\$4,597)	(\$4,608)	\$1,209
Appropriations							
25 General Fund	(7)	-	(7)	(1,882)	(2,253)	(1,581)	371
26 Federal Fund	(11)	-	(11)	(2,445)	(1,614)	(2,693)	(831)
27 Other State Fund	(1)	(15)	14	(305)	(393)	(465)	89
28 Subtotal - Appropriations - All Funds	(\$19)	(\$15)	(\$4)	(\$4,632)	(\$4,261)	(\$4,739)	(\$371)
Other Disbursements - All Funds							
29 Pension Benefits	(6)	(4)	(2)	(2,390)	(2,452)	(2,439)	62
30 Tax Refunds and Other Tax Credits	(49)	(11)	(38)	(811)	(570)	(609)	(241)
31 Employee Retention Credits (ERC)	-	-	-	(62)	(50)	(419)	(12)
31 Nutrition Assistance Program	(67)	(24)	(43)	(2,589)	(1,904)	(2,810)	(685)
32 Title III Costs	(0)	-	(0)	(145)	(125)	(235)	(20)
33 Public Assistance Cost Share	-	(7)	7	(41)	(66)	(138)	25
34 Other Disbursements	-	-	-	(141)	(103)	(335)	(38)
35 Cash Reserve	-	-	-	-	-	-	-
36 Loans and Tax Revenue Anticipation Notes	-	-	-	-	-	-	-
37 Subtotal - Other Disbursements - All Funds	(\$122)	(\$46)	(\$76)	(\$6,179)	(\$5,270)	(\$6,985)	(\$909)
38 Total Outflows	(\$212)	(\$97)	(\$115)	(\$17,535)	(\$17,394)	(\$19,656)	(\$141)
39 Net Operating Cash Flow	\$141	\$157	(\$16)	\$623	\$2,461	\$4,127	(\$1,837)
40 Bank Cash Position, Beginning (h)	7,708	9,529	(1,821)	7,225	7,225	3,098	0
41 Bank Cash Position, Ending (h)	\$7,849	\$9,686	(\$1,837)	\$7,849	\$9,686	\$7,225	(\$1,837)

Note: Refer to the next page for footnote reference descriptions.

Puerto Rico Department of Treasury | AAFAF
FY20 TSA Cash Flow Actual Results - Footnotes

Footnotes:

- (a) Represents FY2019 actual results through June 28, 2019
- (b) Represents gross tax collections received and deposited from all Hacienda Collection Posts, through the Hacienda Colecturia Virtual (online) and/or SURI. Additionally, as of the date of this report, the "General Fund Collections" line item includes unreconciled collections due to DTPR transition to collecting various gross tax receipts through the new SURI system. The transition from the Hacienda Colecturia collections system to SURI is ongoing and as such, revenue concept detail for the general tax SURI collections is not available at this time for the portion of collections received by the new general tax SURI account. This resulted in timing-related unreconciled gross collections which will be retroactively allocated to "General Collections" as appropriate once this information becomes available.
- (c) These revenues are collected by DTPR and immediately appropriated.
- (d) Inflows related to the State Insurance Fund, the Department of Labor and Human Resources, the Commissioner of Financial Institutions, interest earned on TSA bank accounts and others. As of the date this report the TSA has received \$93M in interest income in FY20 from earnings on the TSA cash balance.
- (e) Represents total gross payroll. Gross payroll includes net payroll disbursed to government employees, cash transfers to the Police Department for payroll costs, and other payroll related costs (employee withholdings, social security, insurance, and other deductions).
- (f) Includes payments to third-party vendors as well as intergovernmental payments to agencies with separate Treasuries.
- (g) Includes Federally Funded Employee Retention Credits.
- (h) Excludes BPPR Clawback Accounts (for clawback revenues prior to June 2016) of \$147M.
- (i) These line items include transfers out of the TSA related to the COVID-19 Emergency Measures Support Package. Total TSA outflows related to the COVID-19 Emergency Measures Support Package are approximately \$458m as of June 26, 2020.

Puerto Rico Department of Treasury | AAFAF
General Fund Collections Summary

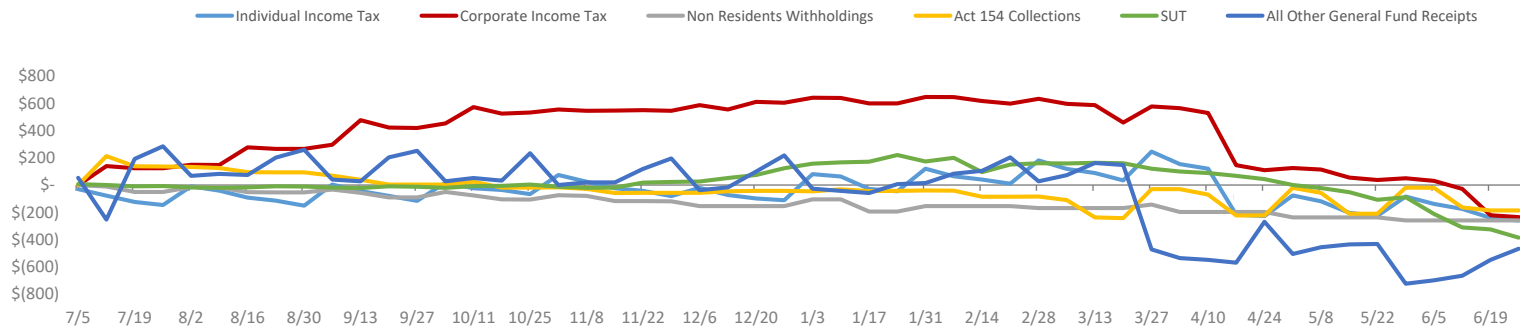
Key Takeaways / Notes

1.) GF Collections have slowed due to the COVID-19 outbreak and imposed lockdown. Additionally, the lockdown has temporarily lengthened the process of reconciling and transferring collections held in a sweep account to the TSA from two days to approximately a week. There are currently \$999M in collections in the sweep account pending reconciliation and transfer to the TSA. Due to the on-going transition of various gross tax collections from Hacienda Colecturia to SURI, revenue concept detail for general tax SURI collections from June 1, 2020, through the date of this report is not available at this time. Other General Fund revenue includes receipts that have not been allocated to other concepts and this amount is approximately \$598M as of the date of this report. This will be retroactively allocated once information becomes available.

General Fund Collections Year to Date: Actual vs. Forecast (\$M)

	Actual (a) YTD 6/26	LP YTD 6/26	Var \$ YTD 6/26	Var % YTD 6/26
General Fund Collections				
Corporations	\$ 1,991	\$ 2,226	\$ (235)	-11%
Individuals	2,282	2,543	(260)	-10%
Act 154	1,630	1,817	(186)	-10%
Non Residents Withholdings	348	608	(260)	-43%
Motor Vehicles	341	370	(29)	-8%
Rum Tax (b)	256	197	59	30%
Alcoholic Beverages	216	261	(45)	-17%
Cigarettes	74	157	(83)	-53%
Other General Fund	1,092	463	629	136%
Total (c)	\$8,231	\$8,641	(\$410)	-5%
SUT Collections (d)	1,655	2,041	(386)	-19%
Total GF Collections incl. Sweep Account	\$ 9,886	\$ 10,682	\$ (796)	-7%
Collections held in Sweep Account	(999)			
Total General Fund Collections	\$ 8,887	\$ 10,682	\$ (1,795)	-17%

YTD General Fund Receipts Cumulative Variance Liquidity Plan vs. Actual Cumulative Variance by Category (\$M)



Footnotes:

- (a) General Fund gross cash receipts by concept are approximated using net General Fund revenues adjusted for recurring monthly gross-ups and other adjustments.
- (b) This amount includes Rum tax moratorium revenues.
- (c) Receipts in collections accounts occur approximately two business days prior to being deposited into the TSA, though this has slowed due to COVID-19 and the related lockdown. There are \$999M collections in a SURI account awaiting transfer to TSA as of June 26, 2020. Note this amount also includes some SRF collections pending reconciliation.
- (d) SUT collections excludes PSTBA, FAM & CINE, and only includes the amounts deposited into the TSA for General Fund use.

Puerto Rico Department of Treasury | AAFAF

Non-General Fund Pass-Through Collections Summary (a)

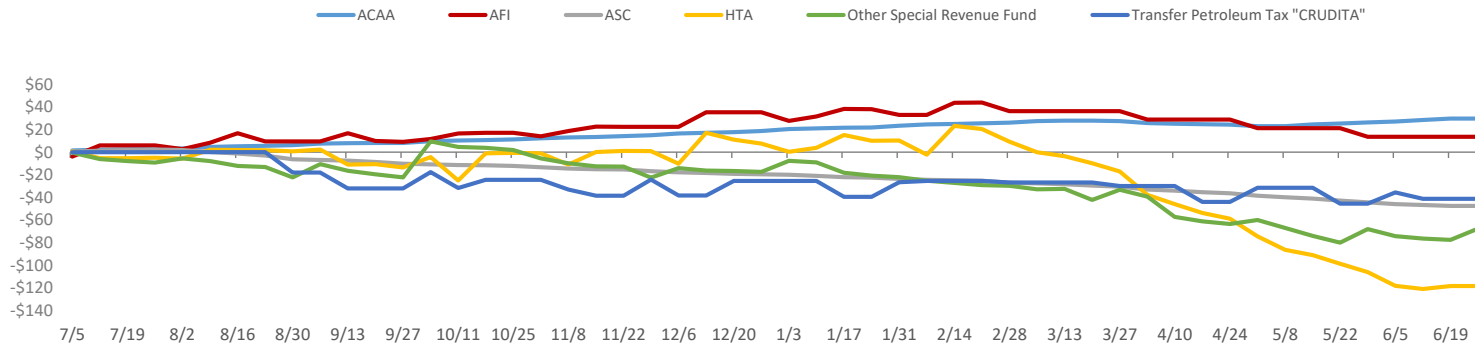
Key Takeaways / Notes

- 1.) Prior to the COVID-19 outbreak, total revenues were generally consistent with forecast, save for some offsetting variances within the variance line items that were expected to be timing variances. However, since the outbreak and Government response, total revenues have fallen below forecast.

Non-GF Pass-through Collections Year to Date: Actual vs. Forecast (\$M)

	Actual YTD 6/26	LP YTD 6/26	Var \$ YTD 6/26	Var % YTD 6/26
Non-GF pass-throughs				
HTA	\$ 427	\$ 556	\$ (129)	-23%
Gasoline Taxes	96	173	(77)	-45%
Gas Oil and Diesel Taxes	11	21	(10)	-47%
Vehicle License Fees (\$15 portion)	29	22	7	34%
Petroleum Tax	159	212	(53)	-25%
Vehicle License Fees (\$25 portion)	69	111	(42)	-38%
Other	63	18	45	256%
Cigarettes (b)	63	68	(5)	-7%
Corporations (c)	55	59	(4)	-7%
Non Residents Withholdings (c)	10	17	(8)	-44%
Transfer Petroleum Tax "CRUDITA"	119	160	(41)	-26%
Crudita to PRIFA (clawback)	97	83	14	16%
Electronic Lottery	62	32	30	95%
ASC	23	73	(49)	-68%
ACAA	70	41	29	70%
Other Special Revenue Fund	67	148	(81)	-55%
Total Non-GF Collections	\$ 992	\$ 1,237	\$ (245)	-20%

YTD Non-General Fund Receipts Cumulative Variance Liquidity Plan vs. Actual Cumulative Variance by Category (\$M)



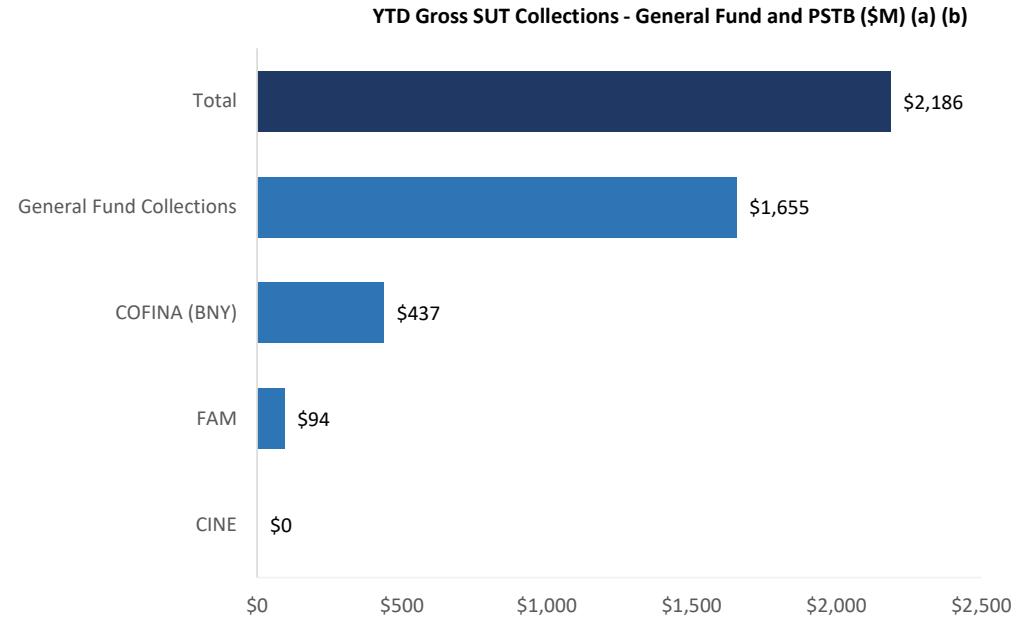
Footnotes

- (a) These amounts are collected by DTPR and immediately appropriated as set forth in the table on this page.
- (b) Relates to cigarette tax collections that are subsequently passed through to PRITA, HTA, PRMBA and other.
- (c) Relates to income tax reserves that are subsequently passed through to PRIDCO.
- (d) Rum tax moratorium revenues are included in the General Fund Collections on the preceding page.

Puerto Rico Department of Treasury | AAFAF
Sales and Use Tax Collections Summary

Key Takeaways / Notes

- 1.) The proceeds from the Puerto Rico 10.5% SUT rate are allocated as follows: Of the 10.5%, 5.5% is deposited into a COFINA BNY Mellon account until the PSTBA cap is reached, and 4.5% is deposited into the General Fund. The remaining 0.5% is remitted to FAM. The PSTBA cap for FY20 is \$437 million and was met during the week ending November 22, 2019. As such, the full 10% will now be deposited into the General Fund for the rest of FY2020.



Footnotes

- (a) This schedule reflects gross cash activity and is subject to revision based on periodic reconciliations and accounting adjustments.
- (b) As of June 26, 2020 there is \$46M in SUT collected pending verification and allocation. The verification process includes matching receipts with the appropriate returns and reconciling government account information. Once this process is complete, SUT funds are distributed in accordance with the COFINA Plan of Adjustment based on the ownership of funds and otherwise based on the limits on distributions established therein.

Puerto Rico Department of Treasury | AAFAF
Federal Funds Net Cash Flow Summary (a)(b)

Key Takeaways / Notes

1.) Receipts for the Nutritional Assistance Program (NAP) and Medicaid (ASES Pass-through) are received in advance of the subsequent pass through disbursements. Federal Funds received for Payroll and Vendor Payments are typically reimbursed following disbursement. Disaster Related Federal Funds are received once supporting documentation for an accrual or related expense are provided to and approved by FEMA. Currently, there may be temporary surplus / (deficit) due timing differences relating to prior year carryover. Puerto Rico received \$2.24 billion from the Coronavirus Relief Fund (CRF) established under the CARES Act. These funds are held in a separate account outside of TSA and being disbursed according to the Strategic Disbursement Plan. Some of the measures are initially paid out through TSA, and later reimbursed from the CRF account. Additionally, \$400 million was transferred out of TSA to advance a portion of the \$1,200 CARES Act stimulus checks to individuals on May 1, 2020, and subsequently reimbursed on May 7, 2020. This transfer and reimbursement flowed through the Other Disbursements line of the cash flow summary.

Weekly FF Net Surplus (Deficit)

Medicaid (ASES)					
Nutritional Assistance Program (NAP)					
Payroll / Vendor Disbursements / Other Federal Programs					
Coronavirus Relief Fund (CRF)					
FEMA / Disaster Funding					
Employee Retention Credit (ERC)					
Total					

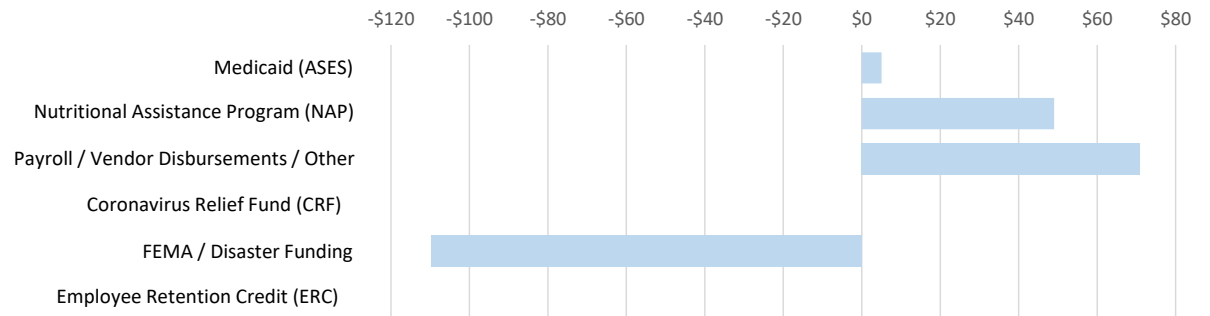
FF Inflows	FF Outflows	Net Cash		Variance
		Flow	LP Net Cash Flow	
\$ -	\$ -	\$ -	\$ 2	\$ (2)
101	(67)	34	(16)	50
17	(25)	(8)	(11)	3
11	(11)	-	-	-
1	(0)	1	16	(15)
-	-	-	-	-
\$ 130	(103)	\$ 26	(9)	35

YTD Cumulative FF Net Surplus (Deficit)

Medicaid (ASES)					
Nutritional Assistance Program (NAP)					
Payroll / Vendor Disbursements / Other Federal Programs					
Coronavirus Relief Fund (CRF)					
CARES Stimulus Checks Advance					
FEMA / Disaster Funding					
Employee Retention Credit (ERC)					
Total					

FF Inflows	FF Outflows	Net Cash		Variance
		Flow	LP Net Cash Flow	
\$ 2,279	\$ (2,274)	\$ 5	\$ (60)	\$ 65
2,638	(2,589)	49	61	(12)
1,550	(1,479)	71	20	51
281	(281)	-	-	-
400	(400)	-	-	-
278	(388)	(110)	(51)	(58)
62	(62)	-	-	-
7,488	(7,472)	\$ 15	(30)	\$ 45

YTD Federal Funds Net Cash Flows (\$M)



Footnotes

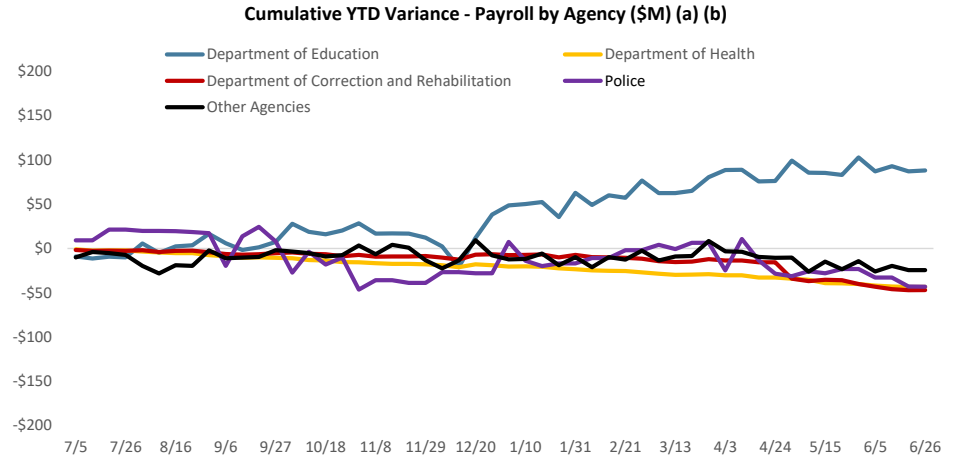
- (a) Please note that federal fund classification as represented here is based on the fund classification at the point of transaction. Agencies regularly review cash transactions and make accounting adjustments that result in fund reclassifications.
- (b) Note that the Liquidity Plan will generally project a YTD deficit each week for Medicaid and FEMA / Disaster funding. This is due to surpluses carried forward from FY19 (FY19 federal receipts in excess of FY19 federal fund outlays) that were assumed to unwind throughout the first quarter of FY20 as funds received in FY19 were utilized, thus resulting in projected net cash flow deficits for the full year FY20 in Medicaid funding (\$46M) and FEMA / Disaster Funding (\$108M). Aside from the two projected aforementioned cash flow deficits, all other federally funded cash flows are assumed to result in zero net

Puerto Rico Department of Treasury | AAFAF
 Payroll / Vendor Disbursements Summary

Key Takeaways / Notes : Gross Payroll

- As of the date of this report, YTD variance is mostly due to the timing and will be offset in future weeks. Police payroll variance is partially due to a \$46.6M transfer from the TSA to the Police Department for payments to officers as part of the FOMB-approved COVID-19 Emergency Measures Support Package. Additional Emergency Measures contributing to payroll variance include \$16.0M for the Department of Correction and Rehabilitation, \$3.0M for the Department of Health, and \$10.5M for other agencies.

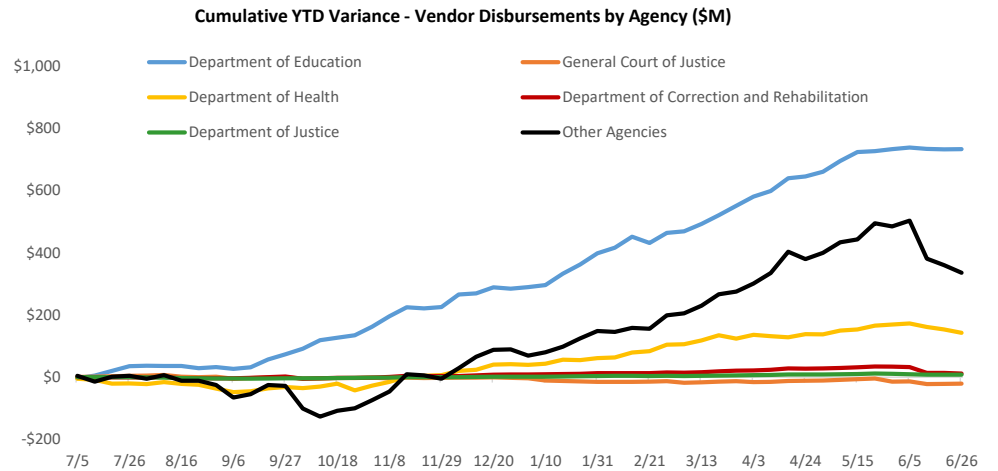
Gross Payroll (\$M) (a)(b) Agency	YTD Variance
Department of Education	\$ 88
Police	(43)
Department of Health	(43)
Department of Correction & Rehabilitation	(47)
All Other Agencies	(25)
Total YTD Variance	\$ (70)



Key Takeaways / Notes : Vendor Disbursements

- YTD variance is mainly driven by the Department of Education and the Health Department. There has also been a \$90M build in AP since the lockdown was imposed in March. This signals invoice processing delays due to the imposed lockdown may be driving an additional slowdown in vendor disbursements. The June drop in Other Agencies variance is due to \$109M CRF Strategic Disbursement Plan measures, all of which will be reimbursed by the CRF account.

Vendor Disbursements (\$M) Agency	YTD Variance
Department of Education	\$ 733
Department of Health	143
Department of Correction & Rehabilitation	12
Department of Justice	8
General Court of Justice	(21)
All Other Agencies	335
Total YTD Variance	\$ 1,210



Footnotes

- Gross Payroll is equal to the sum of: (i) Net Payroll by Agency from the DTPR RHUM system; (ii) Other Payroll and (iii) Cash outlays for wage garnishments by Agency.
- Central government Christmas Bonus was issued on 11/27/2019 and it is included in payroll for the week ended 11/29.

Puerto Rico Department of Treasury | AAFAF
Appropriations Summary

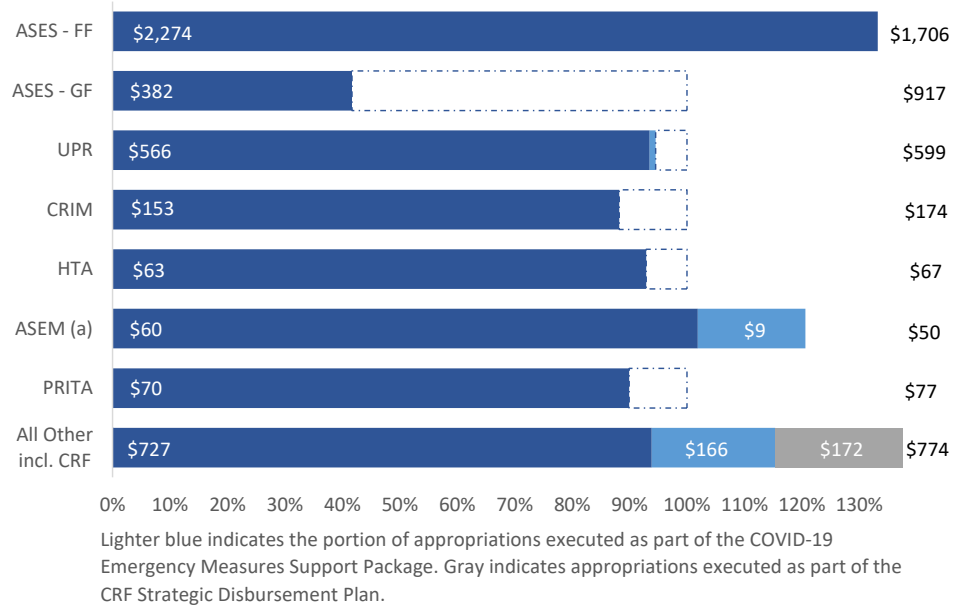
Key Takeaways / Notes

- 1.) General Fund appropriations are generally executed throughout the year on a consistent basis each month and therefore largely in line with forecast. Federal legislation under the Bi-Partisan Budget Act of 2019 (passed in December 2019), allocates an incremental \$5.7 billion in Medicaid funding to Puerto Rico over the next two years. This incremental federal funding will likely cause the federal fund appropriation to exceed the FY20 budget. Note that the additional funding does not result in additional net cash flow surplus, as any incremental funding received by the TSA will be passed through to ASES accordingly. ASEM is over budget due receiving an additional \$9.3M as part of the COVID-19 Emergency Measures Support Package. All other appropriations include additional Emergency Measures Support Package items, such as the total \$100M in Municipal Support that was disbursed to 78 municipalities during the first half of April 2020 and \$60M transferred to DDEC to make direct payments to small businesses. UPR has received an aggregate \$6.2M from the Emergency Measures Support Package. Certain appropriations in the CRF Strategic Disbursement Plan are made through the TSA and subsequently reimbursed from the CRF account, including \$150M for the Department of Labor & Human Resources.

Remaining Appropriation Budget (\$M)

Entity Name	Actual YTD	Full Year	Remaining
ASES - GF	\$ 382	\$ 917	\$ 535
ASES - FF	2,274	1,706	(567)
UPR	566	599	33
CRIM	153	174	20
HTA	63	67	5
ASEM	60	50	(10)
PRITA	70	77	8
All Other	893	774	(119)
CRF	172	-	(172)
Total	\$ 4,632	\$ 4,365	\$ (267)

YTD FY2020 Budgeted Appropriations Executed (\$M)



YTD Appropriation Variance (\$M)

Entity Name	Actual YTD	LP YTD	Variance
ASES - GF	\$ 382	\$ 917	\$ 535
ASES - FF	2,274	1,614	(659)
UPR	566	599	33
CRIM	153	174	20
HTA	63	65	2
ASEM	60	50	(10)
PRITA	70	77	8
All Other	893	765	(128)
CRF	172	-	(172)
Total	\$ 4,632	\$ 4,261	\$ (371)

Footnotes

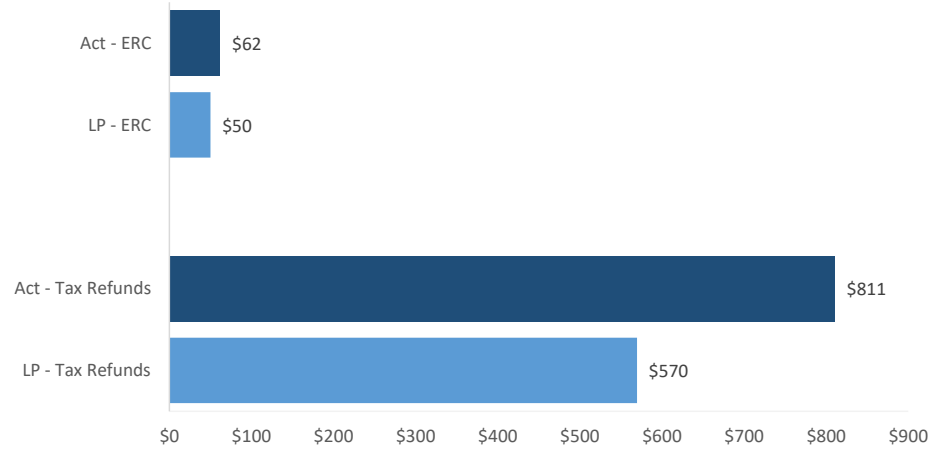
(a) Includes only appropriations from the General Fund to ASEM. Other funds disbursed to ASEM are included within the 'All Other' category.

Puerto Rico Department of Treasury | AAFAF
Tax Refunds / PayGo and Pensions Summary

Key Takeaways / Notes : Tax Refunds

- 1.) YTD Employee Retention Credits were greater than projected, though there is no long-term net cash flow impact as all Employee Retention Credits issued are supported by federal fund inflows. Tax refunds in excess of Liquidity Plan are due to greater than expected refunds issued for 2018 tax returns.

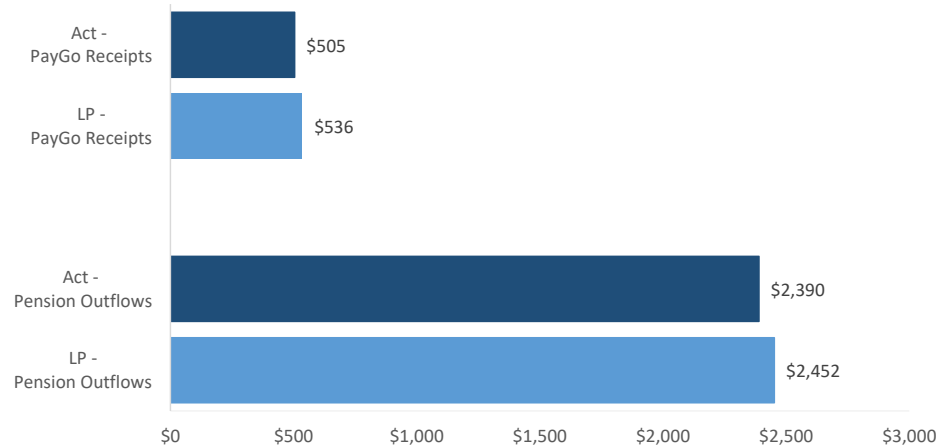
YTD Tax Refunds Disbursed (\$M)



Key Takeaways / Notes : Pension PayGo

- 1.) YTD Pension Paygo and Outflow variance is temporary, and is expected to reverse in subsequent weeks.

YTD Pension PayGo and Outflows (\$M)



Puerto Rico Department of Treasury | AAFAF

Schedule A: Central Government - Live Web Portal AP by Payee Type (a) (b)

All Agencies

(figures in \$000s)

Continues and Continued...

ID	Agency Name		3rd Party Payables		Intergovernmental Payables		Total
071	Department of Health	\$	100,482	\$	114,839	\$	215,320
081	Department of Education		48,169		10,719		58,888
025	Hacienda (entidad interna - fines de contabilidad)		23,477		0		23,477
123	Families and Children Administration		21,870		11		21,881
049	Department of Transportation and Public Works		20,833		2		20,836
045	Department of Public Security		19,264		44		19,307
122	Department of the Family		16,305		74		16,379
127	Adm. for Socioeconomic Development of the Family		15,315		-		15,315
137	Department of Correction and Rehabilitation		15,135		169		15,303
050	Department of Natural and Environmental Resources		14,670		118		14,788
024	Department of the Treasury		14,501		37		14,538
078	Department of Housing		13,550		293		13,843
038	Department of Justice		8,565		1,315		9,880
095	Mental Health and Addiction Services Administration		8,084		958		9,042
126	Vocational Rehabilitation Administration		5,639		343		5,982
067	Department of Labor and Human Resources		5,216		736		5,952
043	Puerto Rico National Guard		5,210		354		5,564
021	Emergency Management and Disaster Adm. Agency		4,706		-		4,706
082	Institute of Puerto Rican Culture		-		4,124		4,124
031	General Services Administration		3,775		4		3,779
152	Elderly and Retired People Advocate Office		3,413		256		3,669
124	Child Support Administration		3,527		2		3,529
055	Department of Agriculture		3,084		-		3,084
087	Department of Sports and Recreation		2,736		76		2,812
016	Office of Management and Budget		1,872		26		1,898
066	Highway and Transportation Authority		-		1,666		1,666
120	Veterans Advocate Office		1,570		-		1,570
014	Environmental Quality Board		1,187		325		1,512
015	Office of the Governor		1,487		19		1,507
028	Commonwealth Election Commission		1,454		16		1,469
241	Administration for Integral Development of Childhood		899		457		1,356
022	Office of the Commissioner of Insurance		1,352		1		1,352
023	Department of State		1,324		-		1,324
040	Puerto Rico Police		1,081		-		1,081
290	State Energy Office of Public Policy		917		-		917

Puerto Rico Department of Treasury | AAFAF

Schedule A: Central Government - Live Web Portal AP by Payee Type (a) (b)

All Agencies

(figures in \$000s)

Continues and Continued...

ID	Agency Name	3rd Party Payables	Intergovernmental Payables	Total
030	Office of Adm. and Transformation of HR in the Govt.	889	1	890
018	Planning Board	748	-	748
096	Women's Advocate Office	718	1	718
105	Industrial Commission	573	10	583
035	Industrial Tax Exemption Office	546	-	546
075	Office of the Financial Institutions Commissioner	390	-	390
141	Telecommunication's Regulatory Board	284	-	284
273	Permit Management Office	276	-	276
065	Public Services Commission	265	-	265
069	Department of Consumer Affairs	200	41	241
089	Horse Racing Industry and Sport Administration	221	-	221
155	State Historic Preservation Office	218	4	221
221	Emergency Medical Services Corps	213	-	213
266	Office of Public Security Affairs	162	2	164
226	Joint Special Counsel on Legislative Donations	114	-	114
139	Parole Board	91	-	91
037	Civil Rights Commission	81	-	81
042	Firefighters Corps	64	-	64
060	Citizen's Advocate Office (Ombudsman)	59	0	59
132	Energy Affairs Administration	49	-	49
281	Office of the Electoral Comptroller	37	-	37
062	Cooperative Development Commission	36	-	36
153	Advocacy for Persons with Disabilities of the Commonwealth	32	0	33
231	Health Advocate Office	25	-	25
034	Investigation, Prosecution and Appeals Commission	18	-	18
220	Correctional Health	18	-	18
224	Joint Commission Reports Comptroller	6	-	6
010	General Court of Justice	-	2	2
	Other	13,314	20,998	34,312
	Total	\$ 410,316	\$ 158,040	\$ 568,356

Footnotes:

- (a) Data presented above represents the Central Government live AP Web Portal repository of third party and intergovernmental invoices by agency, implemented in FY2019. The full transition to managing central government payables through the web portal is complete, however government agencies and vendors continue to analyze the information contained in this report to ensure its accuracy. Ongoing efforts with the largest agencies and their vendors to implement the appropriate processes and controls needed to realize improvements in reporting and efficiency continue as of the date of this report.
- (b) On a go-forward basis, vendors submit invoices for approval through the live AP Web Portal where they are logged electronically, matched with the appropriate purchase order or other relevant documentation, and approved / vouchered at the agency level through the online interface.

Puerto Rico Department of Treasury | AAFAF

Schedule B: Central Government - Live Web Portal AP Aging (a) (b)

All Agencies

(figures in \$000s)

Continues and Continued...

ID	Agency Name	0 - 30	31 - 60	61 - 90	Over 90 days	Total
071	Department of Health	\$ 21,785	\$ 36,684	\$ 10,174	\$ 146,678	\$ 215,320
081	Department of Education	22,551	5,063	3,126	28,147	58,888
025	Hacienda (entidad interna - fines de contabilidad)	5,777	1,146	2,572	13,983	23,477
123	Families and Children Administration	674	1,928	1,027	18,253	21,881
049	Department of Transportation and Public Works	1,277	1,049	913	17,596	20,836
045	Department of Public Security	4,174	3,156	2,187	9,791	19,307
122	Department of the Family	987	587	3,353	11,452	16,379
127	Adm. for Socioeconomic Development of the Family	1,140	1,215	897	12,063	15,315
137	Department of Correction and Rehabilitation	2,620	3,349	1,978	7,356	15,303
050	Department of Natural and Environmental Resources	8,399	861	389	5,139	14,788
024	Department of the Treasury	7,685	1,181	1,136	4,535	14,538
078	Department of Housing	2,670	1,730	1,774	7,668	13,843
038	Department of Justice	1,197	999	802	6,882	9,880
095	Mental Health and Addiction Services Administration	3,387	1,365	678	3,613	9,042
126	Vocational Rehabilitation Administration	1,143	356	360	4,122	5,982
067	Department of Labor and Human Resources	2,560	1,474	449	1,470	5,952
043	Puerto Rico National Guard	1,723	1,736	794	1,311	5,564
021	Emergency Management and Disaster Adm. Agency	33	194	500	3,980	4,706
082	Institute of Puerto Rican Culture	935	3,189	-	-	4,124
031	General Services Administration	640	774	497	1,868	3,779
152	Elderly and Retired People Advocate Office	1,378	1,581	394	315	3,669
124	Child Support Administration	625	240	277	2,387	3,529
055	Department of Agriculture	1,655	7	31	1,391	3,084
087	Department of Sports and Recreation	759	150	89	1,814	2,812
016	Office of Management and Budget	1,161	229	59	450	1,898
066	Highway and Transportation Authority	-	1,666	-	-	1,666
120	Veterans Advocate Office	462	9	1	1,097	1,570
014	Environmental Quality Board	27	27	22	1,436	1,512
015	Office of the Governor	48	20	6	1,433	1,507
028	Commonwealth Election Commission	247	114	46	1,062	1,469
241	Administration for Integral Development of Childhood	765	104	10	477	1,356
022	Office of the Commissioner of Insurance	57	4	15	1,276	1,352
023	Department of State	607	254	93	369	1,324
040	Puerto Rico Police	-	-	1	1,080	1,081
290	State Energy Office of Public Policy	-	-	-	917	917

Puerto Rico Department of Treasury | AAFAF

Schedule B: Central Government - Live Web Portal AP Aging (a) (b)

All Agencies

(figures in \$000s)

Continues and Continued...

ID	Agency Name	0 - 30	31 - 60	61 - 90	Over 90 days	Total
030	Office of Adm. and Transformation of HR in the Govt.	864	4	-	22	890
018	Planning Board	148	476	44	80	748
096	Women's Advocate Office	184	60	55	420	718
105	Industrial Commission	78	47	37	421	583
035	Industrial Tax Exemption Office	22	27	24	473	546
075	Office of the Financial Institutions Commissioner	5	15	41	329	390
141	Telecommunication's Regulatory Board	1	5	4	274	284
273	Permit Management Office	6	11	10	249	276
065	Public Services Commission	-	-	0	265	265
069	Department of Consumer Affairs	56	40	32	114	241
089	Horse Racing Industry and Sport Administration	92	61	1	68	221
155	State Historic Preservation Office	34	14	17	156	221
221	Emergency Medical Services Corps	-	-	-	213	213
266	Office of Public Security Affairs	3	1	3	156	164
226	Joint Special Counsel on Legislative Donations	34	4	0	76	114
139	Parole Board	1	-	-	90	91
037	Civil Rights Commission	15	13	5	48	81
042	Firefighters Corps	-	-	-	64	64
060	Citizen's Advocate Office (Ombudsman)	32	7	4	15	59
132	Energy Affairs Administration	-	-	-	49	49
281	Office of the Electoral Comptroller	16	17	0	3	37
062	Cooperative Development Commission	3	1	-	33	36
153	Advocacy for Persons with Disabilities of the Commonwealth	5	1	7	20	33
231	Health Advocate Office	4	0	-	21	25
034	Investigation, Prosecution and Appeals Commission	5	1	-	12	18
220	Correctional Health	-	-	-	18	18
224	Joint Commission Reports Comptroller	5	-	0	1	6
010	General Court of Justice	-	-	-	2	2
	Other	23,036	1,965	206	9,105	34,312
Total		\$ 123,796	\$ 75,213	\$ 35,138	\$ 334,208	\$ 568,356

Footnotes:

- (a) Data presented above represents the Central Government live AP Web Portal repository of third party and intergovernmental invoices by agency, implemented in FY2019. The full transition to managing central government payables through the web portal is complete, however government agencies and vendors continue to analyze the information contained in this report to ensure its accuracy. Ongoing efforts with the largest agencies and their vendors to implement the appropriate processes and controls needed to realize improvements in reporting and efficiency continue as of the date of this report.
- (b) On a go-forward basis, vendors submit invoices for approval through the live AP Web Portal where they are logged electronically, matched with the appropriate purchase order or other relevant documentation, and approved / vouchered at the agency level through the online interface.