



Financial Oversight Management Board for Puerto Rico

PRHTA Reporting - May 2020

Overview

Tab 1.0	Executive Summary
Tab 1.1	B2A: YTD April
Tab 1.3	B2A: Traffic Volume
Tab 2.0	Fiscal Measures
Tab 3.1	CIP: Pre-Construction
Tab 3.2	CIP: Construction
Tab 3.3	CIP: EFL ER Program
Tab 4.1	Liquidity: Weekly Cash Flow
Tab 4.2	Liquidity: Bank Balances (restricted and unrestricted)
Tab 5.0	Balance Sheet

1.0 Executive Summary - Puerto Rico Highway and Transportation Authority - May 2020

The following information summarizes the progress made by the Puerto Rico Highway and Transportation Authority in executing its FY20 Certified Fiscal Plan.

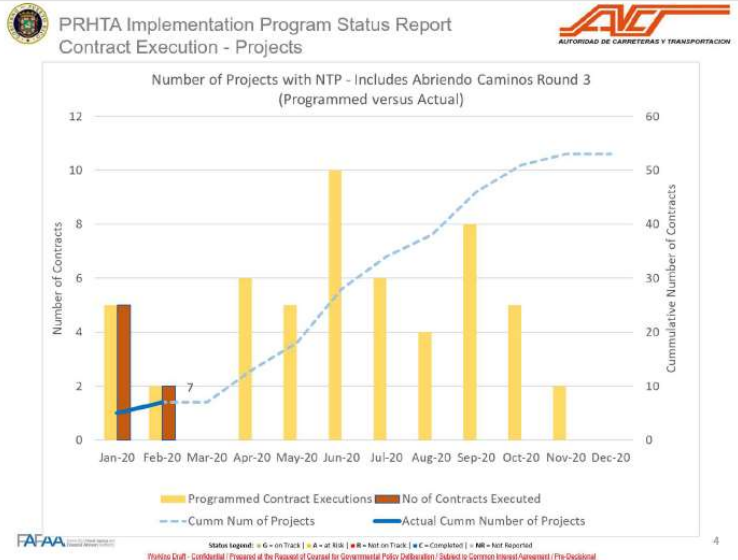
A. Pre-Construction

Pre-Construction activity for this month was centered in developing remote procedures to manage and execute the program, thus an update is not relevant. Prior to the Pandemic, the pre-construction program was performing well within the established thresholds, with planned vs. actual bid dates differing by less than 3 weeks and award dates by 9 days. Project Notice to Proceeds (NTPs) have been granted 9 days earlier than planned on average.

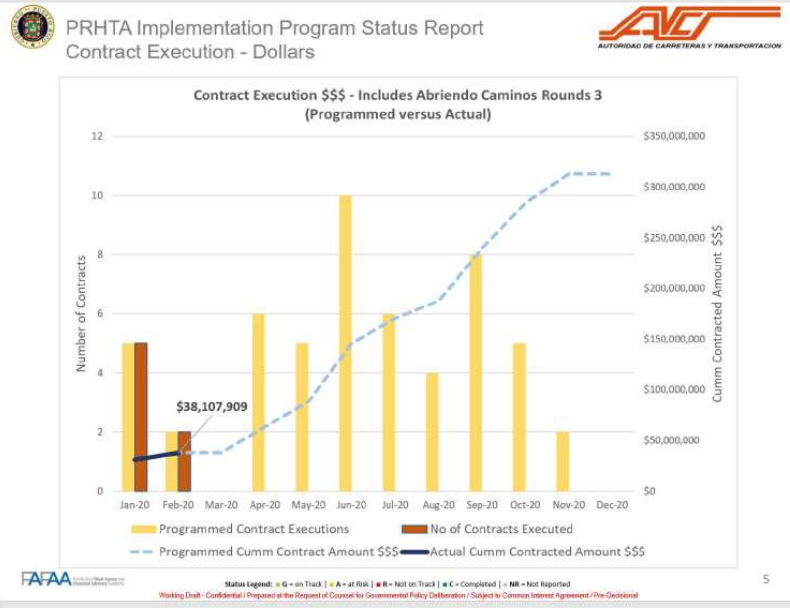
Pre-Construction		ITD	YTD
Planned vs. Actual Bid Date	KPI - Average Days < 30	6	15
Planned vs. Actual Award Date	KPI - Average Days < 30	(2)	9
Planned vs. Actual NTP Date	KPI - Average Days < 30	(9)	(1)

Pre-Construction planned vs actual progress in terms of total contracts and amount granted NTPs was lower than usual due mostly to court related delays of several projects not having granted NTP on 7 out of 7 planned contracts and having NTP for \$38.1 M out of \$38.1 M planned.

ITEM	PROGRAMMED	ACTUAL	YTD % DIFF
Number of projects with granted NTP	7	7	0%
Construction costs for projects with granted NTP	\$38,107,909	\$38,107,909	0%



1.0 Executive Summary - Puerto Rico Highway and Transportation Authority - May 2020

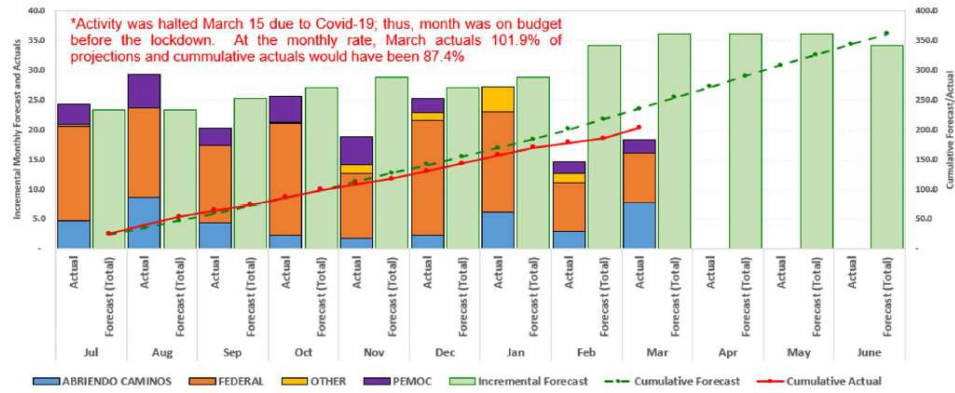


B. Construction (Hard Costs)

Overall Program Spending Performance - FY2020	
Current Report Period	3/31/2020
Forecasted Spend through 03/31/2020	\$254,505,000
Actual Spend through 03/31/2020	\$204,135,351
% of Forecast Spent through 03/31/2020	80.21%

Overall Periodic Spend Performance (Million \$)												
	FY2020											
	Q1			Q2			Q3			Q4		
	Jul	Aug	Sep	Oct	Nov	Dec	Jan	Feb	Mar*	Apr	May	Jun
Forecast	\$23.5	\$23.5	\$25.3	\$27.1	\$28.9	\$27.1	\$28.9	\$34.3	\$35.1	\$36.1	\$36.1	\$34.3
Actual	\$24.3	\$29.3	\$20.3	\$25.9	\$18.9	\$25.3	\$27.2	\$14.7	\$18.4			
Cumulative Actual	\$24.3	\$53.7	\$74.0	\$99.6	\$118.5	\$143.8	\$171.0	\$185.7	\$204.1			
Cumulative Actual %	103.7%	114.4%	102.5%	100.4%	92.5%	92.7%	92.9%	85.0%	80.2%			

1.0 Executive Summary - Puerto Rico Highway and Transportation Authority - May 2020



- Construction payments based on modified accrual during the month of April were performed remotely due to the lockdown resulting in a total of \$13 M. Last relevant construction hard cost report is the one submitted last month which demonstrate that at a monthly rate, the \$18.2 M paid represents 101.9% of projections. The corresponding YTD as per last month was \$204.1. This represents 80.2% of projections with significant impact of the pandemic and the earthquake events. Without the impact of the pandemic, the aggregate budget to actuals would have been at 87.4%. Projected cost increases and delays at the program level for Post-Maria projects were 3.9% and 22.8% respectively, a historical low for HTA.
- Given the global pandemic and its severe impact on Puerto Rico and on HTA's ability to operate, the HTA team is currently taking extraordinary measures managing remote operations and supporting the Government's overall response to the COVID-19 crisis. Implementing these measures correctly now will have a direct impact on HTA's future fiscal health and on the economic development of Puerto Rico.
- HTA is currently prioritizing key activities which can be conducted remotely. Preparing HTA for prolonged remote operations for future work is essential to maximize productivity when partial field operations resume. These activities are also required to mitigate the impact of the Pandemic and the lockdown, and consist of the following:
 - Establishing procedures to make payments to critical contractors, consultants and suppliers during the lockdown and once construction and other field operations resume. Contractors are retaining and paying their workforce and have other significant fixed costs and overhead. Expediting payment for work completed is a priority to mitigate PR's macroeconomic impact during the lockdown and keep the contractors' financial condition adequate to start work when conditions allow. The following table demonstrates the success of these efforts during the month of April, with \$16.8 M paid.

Construction Hard and Soft Costs Remote Payments	
April 2020	
FHWA Hard Cost	\$ 5,194,046.79
PEMOC	\$ 731,110.08
Non Federal Hard Cost (Abriendo Caminos I)	\$ -
Non Federal Hard Cost (Abriendo Caminos II)	\$ 5,641,147.12
ESTATAL	\$ 39,633.22
Comision de Seguridad FHWA	\$ -
FHWA ER	\$ 1,375,379.20
FHWA Soft Cost	\$ 760,202.39
Local Row	\$ 62,847.50
Non Federal Soft Cost	\$ 1,067,896.37
Emergencia Soft Cost	\$ 1,927,646.46
Total	\$ 16,799,909.13

1.1 B2A: YTD April

In \$ Thousands	FY20 Budget	YTD Budget	YTD Actuals	Variance (\$M)	Variance (%)	Variance Explanation
Toll Revenue ¹	145,762	108,927	100,358	(8,569)	-7.87%	Variance is due to: 1) Toll fares increase not implemented 2) Humacao toll stations will resume operations on 8/16 instead 7/1 3) Increase on unpaid tolls and decrease in violations collected within the month they were incurred. 4) Reduction in the traffic of the PR 52 in the month of January due to the emergency of the earthquake. 5) Reduction in the traffic and toll collections in all the system due to emergency COVID-19
Transit Revenue ²	6,761	5,345	5,397	52	0.97%	
Toll Fines	13,067	10,141	-	(10,141)	-100.00%	
Other Income	11,612	9,012	9,522	510	5.66%	
Total Own Revenues	177,202	133,425	115,277	(18,148)	-13.60%	
Commonwealth Funds Earmarked for Capital Expenditures Current year	74,334	62,833	62,833	-	0.00%	
Total Funding from Commonwealth³	74,334	62,833	62,833	-	0.00%	
Federal Highway Administration ("FHWA") Funds	251,480	164,995	124,258	(40,737)	-24.69%	Construction Project was delayed due to emergency COVID-19 The execution of construction projects related to hurricanes Irma and Maria has been different from planned. CAPEX program has not started.
Federal Emergency Revenues	80,594	52,877	32,898	(19,979)	-37.78%	
Transit Funds	29,464	24,553	10,285	(14,268)	-58.11%	
Hurricane Loss Assessment - Insurance and FEMA Revenue	21,111	327	327	-	0.00%	
Total Federal and Other Funding	382,649	242,752	167,768	(74,984)	-30.89%	
Total Consolidated Revenues⁴	634,185	439,010	345,878	(93,132)	-21.21%	

¹ No toll fares increase implemented/considered.

² These revenues are used as a credit in Tren Urbano operating expenses invoice (ACI).

³ No transfers from Central Government for Operational Expenditures are expected during the year. \$67M for "Abriendo Caminos II" were assigned for FY2020. "Abriendo Caminos III" assign \$7M.

⁴ The financial information included in this presentation is for internal use only, unaudited and subject to revision upon completion of closing and audit processes.

1.1 B2A: YTD April

In \$ Thousands	FY20 Budget	YTD Budget	YTD Actuals	Variance (\$M)	Variance (%)	Variance Explanation
Right of Way ("ROW")	3,300	1,934	1,572	362	18.72%	The execution of ROW Payments has been different than planned and have been impacted by COVID-19 emergency
Construction Local	10,000	8,403	1,506	6,897	82.08%	The execution of Construction Projects has been different than planned and delays in the certification process due to January Eathquake and COVID-19 emergency
Transit Capital Improvement Program ("CIP")	11,464	-	-	-	0.00%	
Hurricane Loss Assessment	22,325	-	-	-	0.00%	
Federal Emergency Repair Program	80,594	52,877	39,092	13,785	26.07%	The execution of construction projects related to hurricanes Irma and Maria has been different from planned.
Local Emergency Repair Program	820	538	-	538	100.00%	Emergency construction project are be made with federal funds
Federal Construction Program	251,480	164,995	130,374	34,621	20.98%	The execution of Construction Projects has been different than planned and delays in the certification process due to January Eathquake and COVID-19 emergency
Non-Federal Construction Program ⁵	195,720	122,584	84,834	37,750	30.80%	The execution of Construction Projects has been different than planned and delays in the certification process due to January Eathquake and COVID-19 emergency
Total Capital Expenditures	575,703	351,331	257,378	93,953	26.74%	
Payroll and Related	46,372	36,582	38,474	(1,892)	-5.17%	
Paygo	35,469	26,539	26,539	-	0.00%	
ROW Payments	16,403	14,203	10,733	3,470	24.43%	Delays due to COVID-19 Emergency
Title III Professional Fees	19,504	14,450	8,913	5,537	38.32%	Delays in Treasury billing process
Non-Title III Professional Fees	11,360	9,066	2,550	6,516	71.87%	Delays in the approval of contracts by OMB, and savings in the contracting of services and COVID-19 Emergency
Other Expenses	23,886	8,511	4,811	3,700	43.47%	Timing related due to a delay noted in the process of approval of invoices by the corresponding departments that requested the services and/or purchased the goods/equipment. Savings in insurance, utilities and other purchase services expense, and the non utilization of the Operational Reserve.
Tren Urbano	67,198	56,296	53,242	3,054	5.42%	Savings in insurance expense on \$1,003,865.00, utilities expense approximately \$2,000,000 and other miscellaneous
Feeder Buses	9,070	7,555	7,658	(103)	-1.36%	The approved Budget does not include the following: 1) Increase scheduled in the contract for this year according to U.S. Consumer Price Index 2) Reimbursement portion of expenses related to the collection box system 3) Does not include the portion established in Article 1.8 related to a 15% reservation which is being used to maintain a service route.
Toll Highways Administration and Maintenance	50,223	41,752	22,611	19,141	45.84%	Delays in the approval of contracts by OMB, and savings in the contracting of services Timing related due to a delay noted in the process of approval of invoices by the corresponding departments that requested the services and/or purchased the goods/equipment. After this approval process is completed invoices go through the AP, process where a payment is issued, delays in several auctions and savings in purchase services expenses and COVID-19 Emergency
Litigation (Operational) Reserve	8,516	-	-	-	0.00%	
Total Operating Expenses	288,001	214,954	175,531	39,423	18.34%	
Total Expenditures ⁵	863,704	566,285	432,909	133,376	23.55%	

⁵ The financial information included in this presentation is for internal use only, unaudited and subject to revision upon completion of closing and audit processes.

Toll Revenue

In \$ Thousands	FY20 Budget	YTD Budget	YTD Actuals	Variance (\$M)	Variance (%)
PR-20	3,705	2,832	2,434	(398)	-14.06%
PR-52	87,328	65,247	50,829	(14,418)	-22.10%
PR-53	14,358	10,675	11,423	748	7.01%
PR-66	34,337	25,598	22,127	(3,471)	-13.56%
V-TOLLS OF PERIOD	6,034	4,575	13,545	8,970	196.07%
Total Toll Revenue	145,762	108,927	100,358	(8,569)	-7.87%

Note: It is the Public Policy of the Government Of Puerto Rico that tolls will not be increased

Payroll and Related

In \$ Thousands	FY20 Budget	Reapportion	Adjusted Budget	YTD Budget	YTD Actuals	Variance (\$M)
Payroll - Construction	16,280		16,280	12,694	15,215	(\$2,521)
Payroll - Operations	9,304		9,304	7,301	8,660	(\$1,359)
VTP Buyouts	4,198		4,198	4,198	1,660	2,538
Christmas Bonus	-	591	591	591	591	0
Vacation Leave Payment	-		-	-	186	(186)
Early Exits / Early Retirement	9,920	(591)	9,329	7,583	6,268	1,315
PayGo	35,469		35,469	26,539	26,539	0
Health Benefits	5,354		5,354	4,016	5,853	(1,837)
Other	1,315		1,315	199	41	158
Total Payroll Expenses	81,840	-	81,840	63,121	65,013	(\$1,892)

Federal construction program

In \$ Thousands	FY20 Budget	YTD Budget	YTD Actuals	Variance (\$M)	Variance (%)
Hard Cost - Construction Projects	228,943	150,209	122,255	27,954	18.61%
Soft Cost - Construction Projects	22,537	14,786	8,119	6,667	45.09%
Total Federal Construction Program	251,480	164,995	130,374	34,621	20.98%

Non-Federal construction program

In \$ Thousands	FY20 Budget	YTD Budget	YTD Actuals	Variance (\$M)	Variance (%)
Hard Cost - Abriendo Caminos 1	34,500	17,250	12,023	5,227	30.30%
Hard Cost - Abriendo Caminos 2	52,250	30,560	27,349	3,211	10.51%
Hard Cost - Abriendo Caminos 3	7,000	-	-	-	0.00%
Hard Cost - Other	63,435	33,154	32,504	650	1.96%
Soft Cost	45,535	41,620	12,958	28,662	68.87%
Total Non-Federal Construction Program	202,720	122,584	84,834	37,750	30.80%

Non-Title III Professional Service Fees

In \$ Thousands	FY20 Budget	YTD Budget	YTD Actuals	Variance (\$M)	Variance (%)
Audit and Financial Services	2,167	1,733	984	749	43.22%
Legal Services	674	527	293	234	44.40%
Other Professional Services	915	705	350	355	50.35%
VTP Professional Services	860	860	-	860	100.00%
VTP Outsourcing Costs	2,425	1,930	358	1,572	0.00%
Implementation Soft Costs	3,285	2,350	565	1,785	75.96%
Toll Optimization Professional Services	1,035	961	-	961	100.00%
Total Non-Title III Professional Services	11,361	9,066	2,550	6,516	71.87%

The financial information included in this presentation is for internal use only, unaudited and subject to revision upon completion of closing and audit processes.

Furthermore, the capex budget was based on cash accounting, which should not vary greatly with accrual over the duration of the Fiscal Year.

July is an exception given the increase of invoicing that typically happens at the end of the Fiscal Year.

1.3 B2A: Traffic Volume

	Monthly - Traffic volume ('000s)											April YTD - Traffic volume ('000s)				
	July	August	September	October	November	December	January	February	March	April	May	June	Actuals ('000s)	Budget ('000s)	Variance ('000s)	Variance (%)
PR-5	1,477,078.00	1,559,236	1,515,152	1,636,204	1,550,201	1,642,968	1,481,472	1,514,354	931,973	548,377			13,857,015	14,835,634	(978,619)	-6.60%
PR-17 (Teodoro Moscoso)	529,344	520,543	468,435	515,861	498,212	566,252	491,807	468,858	312,601	99,373			4,471,286	4,362,820	108,466	2.49%
PR-20	344,067	369,681	349,086	384,591	356,493	381,360	347,776	359,931	247,470	120,359			3,260,814	3,349,705	(88,891)	-2.65%
PR-22	14,181,097	14,557,904	13,757,416	15,031,582	14,287,630	15,129,552	13,589,950	13,906,185	8,446,862	4,685,168			127,573,346	139,420,139	(11,846,793)	-8.50%
PR-52	6,424,443	6,395,912	5,983,567	6,480,920	6,221,564	6,607,045	5,098,173	5,577,207	4,067,267	1,978,118			54,834,216	65,006,432	(10,172,216)	-15.65%
PR-53	1,071,765	1,463,008	1,699,624	1,853,797	1,736,172	1,791,901	1,583,225	1,693,132	1,194,550	594,882			14,682,056	10,936,637	3,745,419	34.25%
PR-66	2,305,819	2,270,364	2,085,561	2,262,404	2,169,247	2,332,563	2,090,731	2,172,547	1,491,465	626,635			19,807,336	21,182,451	(1,375,115)	-6.49%
													-			
HTA	10,146,094	10,498,965	10,117,838	10,981,712	10,483,476	11,112,869	9,119,905	9,802,817	7,000,752	3,319,994			92,584,422	100,475,225	(7,890,803)	-7.85%
Teodoro Moscoso	529,344	520,543	468,435	515,861	498,212	566,252	491,807	468,858	312,601	99,373			4,471,286	4,362,820	108,466	2.49%
Metropistas	15,658,175	16,117,140	15,272,568	16,667,786	15,837,831	16,772,520	15,071,422	15,420,539	9,378,835	5,233,545			141,430,361	154,255,773	(12,825,412)	-8.31%
Total	26,333,613	27,136,648	25,858,841	28,165,359	26,819,519	28,451,641	24,683,134	25,692,214	16,692,188	8,652,912			238,486,069	259,093,818	(20,607,749)	-7.95%

2.0 Fiscal Measures YTD

(\$000's)	Act.	Budget	Variance (\$)	Remarks
<u>Organizational Enhancements</u>				
1 Board Structure	\$0	(\$183)	\$183	
2 KPIs	\$0	\$0	\$0	
Total Organizational Enhancements	\$0	(\$183)	\$183	
<u>Revenue Enhancements</u>				
3 Increase Tolls	\$0	\$5,530	(\$5,530)	
4 Discretionary Funds	\$0	(\$183)	\$183	
5 Toll Optimization	\$0	\$5,869	(\$5,869)	
6 Ancillary Revenues	\$1,687	\$1,426	\$261	
Total Revenue Enhancements	\$1,687	\$12,642	(\$10,955)	
<u>Expense Savings</u>				
7 CIP Optimization	\$0	\$0	\$0	
8 Rightsizing	\$0	\$0	\$0	
9 Pensions Reduction	\$0	\$0	\$0	
10 Xmas Bonus Elimination	\$0	\$493	(\$493)	
11 Contract Re-Bid	\$0	\$0	\$0	
12 Early Exits	\$0	\$0	\$0	
13 Congestion Management	\$0	\$0	\$0	
14 Concessions	\$0	(\$2,292)	\$2,292	
Total Expense Savings	\$0	(\$1,799)	\$1,799	
Initiatives Net Impact	\$1,687	\$10,660	(\$8,973)	

Comments

3.1 CIP: Pre-Construction

Due to COVID-19 related halt of PRHTA construction activity in mid-March there are no updates to this data

\$914,253,141.93 \$674,481,988.21

Program	AC Code	Description	Programmed Bid Opening Date	Actual Bid Opening Date	Programmed Bid Award Date	Actual Bid Award Date	Programmed NTP Letter Date	Actual NTP Letter Date	Contractor	Estimate from Engineer	Actual Bid
DTL (FHWA)	AC-520130	DTL Phase 1, Unit 1 - PR-52 from km 3.1 to 5.3	11-Apr-18	April 11, 2018	May 11, 2018	May 11, 2018	June 11, 2018	June 11, 2018	Constructora Santiago II	\$ 14,160,315.00	\$ 14,160,315.00
Abriendo Caminos (Ronda 1)	AC-001266	Abriendo Caminos - Primarias Región Metro 1	10-May-18	May 15, 2018	May 30, 2018	May 30, 2018	July 13, 2018	July 2, 2018	Ferroval Agroman	\$ 7,463,425.00	\$ 7,463,425.00
DTL (FHWA)	AC-520141	DTL Phase 1, Unit 2 - PR-52 from km. 5.3 to 6.9	24-May-18	May 24, 2018	June 23, 2018	June 23, 2018	July 24, 2018	July 24, 2018	Ferroval Agroman	\$ 12,907,535.00	\$ 12,907,535.00
DTL (FHWA)	AC-520142	DTL Phase 1, Unit 3 - PR-52 from km 6.9 to 9.16	29-May-18	May 29, 2018	June 28, 2018	June 28, 2018	July 29, 2018	July 29, 2018	Ferroval Agroman	\$ 10,932,655.00	\$ 10,932,655.00
PEMOC (Local)	AC-001269	Reconstrucción de Carreteras Región Este, Unidad 1	30-May-18	May 30, 2018	July 6, 2018	July 6, 2018	September 12, 2018	August 13, 2018	Unique Builders, Inc	\$ 3,695,542.50	\$ 3,695,542.50
PEMOC (Local)	AC-002269	Reconstrucción de Carreteras Región Este, Unidad 2	5-Jun-18	June 5, 2018	July 26, 2018	July 26, 2018	October 7, 2018	August 27, 2018	Puerto Rico Asphalt, LLC	\$ 2,995,000.00	\$ 2,995,000.00
PEMOC (Local)	AC-003269	Reconstrucción de Carreteras Región Este, Unidad 3	5-Jun-18	June 5, 2018	July 6, 2018	July 6, 2018	September 19, 2018	August 10, 2018	Super Asphalt Pavement	\$ 4,228,567.00	\$ 4,228,567.00
PEMOC (Local)	AC-001270	Reconstrucción de Carreteras Región Sur, Unidad 1	7-Jun-18	June 7, 2018	July 6, 2018	July 6, 2018	September 12, 2018	August 13, 2018	Robles Asphalt Corp	\$ 3,929,789.90	\$ 3,929,789.90
PEMOC (Local)	AC-002270	Reconstrucción de Carreteras Región Sur, Unidad 2	7-Jun-18	June 7, 2018	July 6, 2018	July 6, 2018	September 12, 2018	August 13, 2018	Robles Asphalt Corp	\$ 4,372,933.40	\$ 4,372,933.40
PEMOC (Local)	AC-001271	Reconstrucción de Carreteras Región Norte, Unidad 1	12-Jun-18	June 12, 2018	July 20, 2018	July 20, 2018	September 26, 2018	August 30, 2018	Super Asphalt	\$ 6,263,573.00	\$ 6,263,573.00
PEMOC (Local)	AC-002271	Reconstrucción de Carreteras Región Norte, Unidad 2	12-Jun-18	June 12, 2018	July 20, 2018	July 20, 2018	September 26, 2018	August 30, 2018	Super Asphalt	\$ 4,163,800.00	\$ 4,163,800.00
PEMOC (Local)	AC-000272	Reconstrucción de Carreteras Región Metro Unidad 1	13-Jun-18	June 13, 2018	June 23, 2018	June 23, 2018	September 26, 2018	August 28, 2018	Super Asphalt Pavement	\$ 2,026,220.00	\$ 2,026,220.00
PEMOC (Local)	AC-003271	Reconstrucción de Carreteras Región Norte, Unidad 3	13-Jun-18	June 13, 2018	July 20, 2018	July 20, 2018	September 26, 2018	August 28, 2018	Super Asphalt Pavement	\$ 3,905,136.00	\$ 3,905,136.00
PEMOC (Local)	AC-001273	Reconstrucción de Carreteras Región Oeste, Unidad 1	14-Jun-18	June 14, 2018	July 20, 2018	July 20, 2018	September 26, 2018	August 30, 2018	Maglez Eng	\$ 4,637,287.00	\$ 4,637,287.00
PEMOC (Local)	AC-002273	Reconstrucción de Carreteras Región Oeste, Unidad 2	14-Jun-18	June 14, 2018	July 20, 2018	July 20, 2018	September 26, 2018	September 7, 2018	Ferroval Agroman	\$ 4,911,904.00	\$ 4,911,904.00
Abriendo Caminos (Ronda 1)	AC-001275	Abriendo Caminos - Primarias Región Norte 1	27-Jun-18	June 27, 2018	July 12, 2018	July 12, 2018	August 13, 2018	August 13, 2018	Del Valle Group	\$ 6,026,000.00	\$ 6,026,000.00
Abriendo Caminos (Ronda 1)	AC-001267	Abriendo Caminos - Primarias Región Sur 1	22-Jun-18	June 29, 2018	July 12, 2018	July 12, 2018	August 13, 2018	August 13, 2018	Del Valle Group	\$ 6,262,000.00	\$ 6,262,000.00
Abriendo Caminos (Ronda 1)	AC-001276	Abriendo Caminos - Primarias Región Este 1	11-Jul-18	July 9, 2018	July 23, 2018	July 23, 2018	September 4, 2018	September 4, 2018	Harry Auto Kool	\$ 5,978,712.50	\$ 5,978,712.50
Abriendo Caminos (Ronda 1)	AC-001277	Abriendo Caminos - Primarias Región Oeste 1	13-Jul-18	July 13, 2018	July 23, 2018	July 23, 2018	September 4, 2018	August 27, 2018	Transporte Rodríguez Asfalto	\$ 5,099,750.00	\$ 5,099,750.00
Regular FHWA	AC-520137	Mejoras a la Seguridad Autopista Luis A. Ferré, PR-52 Kilómetros 55.30 al 61.00	19-Jul-18	July 19, 2018	September 17, 2018	August 29, 2018	October 18, 2018	September 24, 2018	Desarrolladora JA	\$ 4,757,059.00	\$ 4,757,059.00
Regular FHWA	AC-520138	Mejoras a la Seguridad Autopista Luis A. Ferré, PR-52 Kilómetros 49.00 al 52.30	20-Jul-18	July 20, 2018	September 18, 2018	August 29, 2018	October 19, 2018	September 24, 2018	Desarrolladora JA	\$ 3,888,105.00	\$ 3,888,105.00
Regular FHWA	AC-520133	Rehabilitación del Pavimento Autopista Luis A. Ferré PR-52, Kilómetros: 66.00 al 71.60	16-Aug-18	August 16, 2018	October 15, 2018	September 21, 2018	November 15, 2018	December 6, 2018	Del Valle Group	\$ 16,256,000.00	\$ 16,256,000.00
Regular FHWA	AC-520140	Rehabilitación del Pavimento Autopista Luis A. Ferré PR-52, Kilómetros: 71.60 al 77.00	17-Aug-18	August 17, 2018	October 16, 2018	September 19, 2018	November 16, 2018	December 6, 2018	Del Valle Group	\$ 15,685,000.00	\$ 15,685,000.00
Abriendo Caminos (Ronda 1)	AC-002266	Abriendo Caminos - Secundarias y Terciarias Región Metro 1	21-Sep-18	August 22, 2018	October 14, 2018	September 14, 2018	November 21, 2018	October 16, 2018	Super Asphalt Pavement	\$ 2,989,475.00	\$ 2,989,475.00
Abriendo Caminos (Ronda 1)	AC-002267	Abriendo Caminos - Secundarias y Terciarias Región Sur 1	22-Sep-18	August 23, 2018	October 14, 2018	September 17, 2018	November 21, 2018	October 11, 2018	Lujani General Contractor	\$ 5,943,709.60	\$ 5,943,709.60
Abriendo Caminos (Ronda 1)	AC-002275	Abriendo Caminos - Secundarias y Terciarias Región Norte 1	26-Sep-18	August 27, 2018	October 19, 2018	September 17, 2018	November 24, 2018	October 11, 2018	Lujani General Contractor	\$ 4,643,122.00	\$ 4,643,122.00
Abriendo Caminos (Ronda 1)	AC-002276	Abriendo Caminos - Secundarias y Terciarias Región Este 1	29-Sep-18	August 30, 2018	October 19, 2018	September 14, 2018	November 24, 2018	October 23, 2018	Cidra Excavation	\$ 3,582,550.00	\$ 3,582,550.00
Regular FHWA	AC-015237	Mejoras a la Seguridad Carretera PR-152, Kilómetros: 13.65 al 20.50	30-Sep-18	August 31, 2018	October 30, 2018	October 5, 2018	November 30, 2018	October 30, 2018	Gill Engineering Group, Inc.	\$ 1,467,868.00	\$ 1,467,868.00
Abriendo Caminos (Ronda 1)	AC-002277	Abriendo Caminos - Secundarias y Terciarias Región Oeste 1	4-Oct-18	September 4, 2018	October 25, 2018	September 24, 2018	November 28, 2018	October 19, 2018	Nieves & Nieves, Engineers and Contractors, Inc.	\$ 3,418,125.00	\$ 3,418,125.00
Abriendo Caminos (Ronda 1)	AC-003267	Abriendo Caminos - Primarias Región Sur 2	6-Oct-18	September 6, 2018	October 25, 2018	September 20, 2018	November 28, 2018	October 23, 2018	Robles Asphalt Corp	\$ 4,437,000.00	\$ 4,437,000.00
Regular FHWA	AC-006639	Mejoras a la Seguridad Autopista Roberto Sánchez Vilella, PR 66, Kilómetros: 0.00 al 20.00	30-Sep-18	September 7, 2018	October 30, 2018	October 19, 2018	November 30, 2018	December 7, 2018	Caribbean Sign Supplies Manufacturers, Inc.	\$ 9,141,778.00	\$ 9,141,778.00
Regular FHWA	AC-015235	Mejoras a la Seguridad Carretera PR-152, Kilómetros: 0.00 al 11.25	13-Oct-18	September 10, 2018	November 12, 2018	October 2, 2018	December 13, 2018	November 1, 2018	RO Rental Equipment	\$ 2,404,528.00	\$ 2,404,528.00
Abriendo Caminos (Ronda 1)	AC-003266	Abriendo Caminos - Primarias Región Metro 2	5-Oct-18	September 11, 2018	October 25, 2018	September 20, 2018	November 28, 2018	October 19, 2018	Ferroval Agroman	\$ 4,662,255.00	\$ 4,662,255.00
Abriendo Caminos (Ronda 1)	AC-003275	Abriendo Caminos - Primarias Región Norte 2	11-Oct-18	September 11, 2018	November 1, 2018	September 20, 2018	December 5, 2018	October 19, 2018	Del Valle Group	\$ 4,619,000.00	\$ 4,619,000.00
Abriendo Caminos (Ronda 1)	AC-003276	Abriendo Caminos - Primarias Región Este 2	13-Oct-18	September 13, 2018	November 1, 2018	October 2, 2018	December 5, 2018	October 19, 2018	Del Valle Group	\$ 4,662,000.00	\$ 4,662,000.00
Abriendo Caminos (Ronda 1)	AC-003277	Abriendo Caminos - Primarias Región Oeste 2	18-Sep-18	September 18, 2018	December 17, 2018	November 16, 2018	January 31, 2019	January 25, 2019	Maglez Eng	\$ 2,031,050.00	\$ 2,031,050.00
DTL (FHWA)	AC-520131	DTL Phase 2, Unit 1 -PR-52 from km 9.16 to 12.02	12-Oct-18	October 1, 2018	November 11, 2018	October 24, 2018	December 12, 2018	December 13, 2018	Ferroval Agroman	\$ 18,956,788.00	\$ 18,956,788.00
Regular FHWA	AC-100088	Safety Improvements PR-10 from km 0 to km 29, Poncè-Adjuntas	2-Oct-18	October 2, 2018	January 1, 2019	December 6, 2018	February 15, 2019	February 4, 2019	Desarrolladora JA	\$ 14,979,637.75	\$ 14,979,637.75
Regular FHWA	AC-300118	PR-30 from km 7.3 to km 14.4	2-Nov-18	October 3, 2018	December 2, 2018	October 25, 2018	December 14, 2018	December 14, 2018	Ferroval Agroman	\$ 12,866,618.00	\$ 12,866,618.00
Regular FHWA	AC-091206	Bridge #2314 over Cayaguas River, off PR-902 km 0.1, San Lorenzo	4-Oct-18	October 4, 2018	January 14, 2019	November 16, 2018	February 28, 2019	January 25, 2019	Obratec Contralista General	\$ 510,395.32	\$ 510,395.32
DTL (FHWA)	AC-520143	DTL - Phase 2 Phase 2, Unit 2 -PR-52 from km 12.02 to 13.96 (sta 33+02 to sta 15+00)	14-Oct-18	October 4, 2018	November 13, 2018	October 24, 2018	December 14, 2018	December 14, 2018	Constructora Santiago II	\$ 15,999,892.00	\$ 15,999,892.00
Regular FHWA	AC-010031	Preservation of Bridges 1471, 1473, 2885, 2836 at PR-100 km 0.6 to 0.8, Cabo Rojo	4-Nov-18	October 5, 2018	December 4, 2018	November 29, 2018	December 20, 2018	December 20, 2018	EJ Construction	\$ 4,175,004.00	\$ 4,175,004.00
Regular FHWA	AC-017333	Safety Improvements to PR-173 from km 0 to km 9	25-Oct-18	October 9, 2018	November 24, 2018	October 25, 2018	December 25, 2018	December 7, 2018	Maglez Eng	\$ 2,737,327.00	\$ 2,737,327.00
Regular FHWA	AC-010272	Safety Improvements to PR-102 from km 7.8 to km 17.8	11-Oct-18	October 11, 2018	December 17, 2018	December 3, 2018	January 31, 2019	February 1, 2019	Transporte Rodríguez Asfalto	\$ 2,745,770.00	\$ 2,745,770.00
PEMOC (Local)	AC-003273	Reconstrucción de Carreteras Región Oeste, Unidad 3	25-Oct-18	October 25, 2018	January 14, 2019	December 6, 2018	February 28, 2019	January 25, 2019	Transporte Rodríguez Asfalto	\$ 6,299,876.00	\$ 6,299,876.00
PEMOC (Local)	AC-003270	Reconstrucción de Carreteras Región Sur, Unidad 3	16-Jan-19	December 6, 2018	February 15, 2019	January 16, 2019	March 17, 2019	February 21, 2019	JM Caribbean Builders	\$ 7,077,162.00	\$ 7,077,162.00

3.1 CIP: Pre-Construction

Due to COVID-19 related halt of PRHTA construction activity in mid-March there are no updates to this data

\$914,253,141.93 \$674,481,988.21

Program	AC Code	Description	Programmed Bid Opening Date	Actual Bid Opening Date	Programmed Bid Award Date	Actual Bid Award Date	Programmed NTP Letter Date	Actual NTP Letter Date	Contractor	Estimate from Engineer	Actual Bid
DTL (FHWA)	AC-001870	DTL - Phase 3 - Unit 1 - PR-52 km 4.7 to 6.4 (sta 45+00 to sta 52+00)	11-Dec-18	December 11, 2018	January 14, 2019	January 16, 2019	February 28, 2019	February 25, 2019	Del Valle Group	\$ 8,949,000.00	\$ 8,949,000.00
DTL (FHWA)	AC-800534	DTL - Phase 3 - Unit 3 - PR-52 km 4.7 to 6.4 (sta 57+00 to sta 63+00)	12-Dec-18	December 12, 2018	January 14, 2019	January 16, 2019	February 28, 2019	February 28, 2019	Del Valle Group	\$ 13,393,000.00	\$ 13,393,000.00
PEMOC (Local)	AC-004269	Reconstrucción de Carreteras Región Este, Unidad 4	14-Jan-19	January 15, 2019	February 13, 2019	February 14, 2019	March 15, 2019	April 3, 2019	Super Asphalt Corp	\$ 2,152,340.00	\$ 2,152,340.00
Regular FHWA	AC-002906	Bridges 1131 & 1132 over Río Hondo, PR-29 km 1.4, Bayamón	31-Jan-19	January 31, 2019	May 17, 2019	June 18, 2019	May 1, 2019	August 6, 2019	Const. Hartmann	\$ 10,118,410.00	\$ 10,118,410.00
Regular FHWA	AC-011417	Bridge #2161 over waterway, PR-114 Km 2.2, Mayaguez	1-Feb-19	February 1, 2019	March 18, 2019	March 6, 2019	May 2, 2019	May 3, 2019	Tamrio	\$ 297,479.00	\$ 297,479.00
Regular FHWA	TBD	Critical Bridges & Rehab	1-Feb-19	February 1, 2019	April 1, 2019	March 1, 2019	March 30, 2019	April 1, 2019	Various Contractors	\$ 9,059,362.00	\$ 9,059,362.00
Regular FHWA	AC-991202	Bridge #1058 over Río Grande de Loiza, PR-9912 Km 0.1, Cyaguas Ward, San Lorenzo	7-Feb-19	February 7, 2019	March 24, 2019	March 26, 2019	May 8, 2019	May 20, 2019	CAC Crespo Builders LLC	\$ 3,730,000.00	\$ 3,730,000.00
Regular FHWA	AC-520135	PR-52 from km 95 to km 99	12-Feb-19	February 13, 2019	March 29, 2019	March 26, 2019	May 13, 2019	May 8, 2019	Ferrovial Agroman	\$ 7,060,798.00	\$ 7,060,798.00
DTL (FHWA)	AC-800533	DTL - Phase 3 - Unit 4 - PR-52 km 4.7 to 6.4 (sta 123+80 to sta 151+66)	14-Feb-19	February 14, 2019	March 25, 2019	March 14, 2019	May 9, 2019	May 1, 2019	Ferrovial Agroman	\$ 13,112,005.00	\$ 13,112,005.00
Regular FHWA	AC-001206	PR-12 Pavement Rehabilitation	15-Feb-19	February 15, 2019	March 29, 2019	March 26, 2019	May 10, 2019	May 8, 2019	Venegas Construction	\$ 11,199,312.00	\$ 11,199,312.00
PEMOC (Local)	AC-005269	Reconstrucción de Carreteras Región Este, Unidad 5	20-Feb-19	February 20, 2019	March 20, 2019	February 26, 2019	April 28, 2019	March 12, 2019	Design Build LLC	\$ 986,546.00	\$ 986,546.00
PEMOC (Local)	AC-004271	Highway Reconstruction North Region, Unit 4	28-Feb-19	February 28, 2019	March 28, 2019	April 15, 2019	April 28, 2019	May 20, 2019	Professional Asphalt	\$ 3,439,000.00	\$ 3,439,000.00
Regular FHWA	AC-111131	Reconstruction of PR-111, Kms. 4.0, 4.2 (ER90 funds)	22-Mar-19	March 26, 2019	May 7, 2019	April 24, 2019	June 21, 2019	May 31, 2019	Maglez Eng	\$ 1,568,977.00	\$ 1,568,977.00
Abriendo Caminos (Ronda 2)	AC-001282	Programa Abriendo Caminos 2, Mantenimiento de Carreteras con Métodos de Alta Calidad, Región Este Unidad 1 PR-750 (Kms. 0.0 a 2.61 Maunabo), PR-901 (Kms. 1.1 a 15.1 Maunabo y Yabucoa), PR-931 (Kms 0.0 a 7.5 San Lorenzo y Gurabo), PR-944 (Kms 0.0 a 6.0 Gurabo) y PR-971 (Kms 0.0 a 9.9 Naguabo, Ceiba y Fajardo)	27-Mar-19	March 27, 2019	May 8, 2019	April 25, 2019	June 19, 2019	May 20, 2019	Harry Auto Kool	\$ 3,189,977.00	\$ 3,189,977.00
Regular FHWA	AC-065605	Reconstruction of PR-656 km. 2.3 (ER80 funds)	4-Apr-19	April 4, 2019	May 7, 2019	May 9, 2019	June 21, 2019	June 12, 2019	Nieves & Nieves, Engineers and Contractors, Inc.	\$ 4,884,000.00	\$ 4,884,000.00
Regular FHWA	AC-014354	Bridge #780 over Matrullas River, PR-143 Km 36.0, Orocovis	16-Apr-19	April 24, 2019	May 3, 2019	May 23, 2019	June 18, 2019	June 20, 2019	Empresas JBR, Inc.	\$ 228,192.00	\$ 228,192.00
Regular FHWA	AC-800356	Reconstruction of PR-135, Adjuntas	23-Apr-19	May 7, 2019	June 4, 2019	May 23, 2019	July 16, 2019	June 12, 2019	Nieves, Engineers and Contract	\$ 363,000.00	\$ 363,000.00
Regular FHWA	AC-005383	Pavement Reconstruction at PR-53 from km 0.6 to km 7.9	9-Apr-19	May 9, 2019	April 30, 2019	June 10, 2019	June 15, 2019	July 11, 2019	Del Valle Group	\$ 11,091,000.00	\$ 11,091,000.00
Regular FHWA	AC-002065	Highway Safety Rafael Martínez Nadal Expressway, PR-20 Kms: 0.00 to 10.00	20-May-19	May 30, 2019	July 1, 2019	June 26, 2019	August 12, 2019	July 31, 2019	Desarrolladora JA	\$ 19,469,055.00	\$ 19,469,055.00
Regular FHWA	AC-520125	Bridges 2038 & 2039 over PR-714 and La Palma Creek, PR-52 KM 49.5	14-Jun-19	June 18, 2019	July 26, 2019	August 27, 2019	September 6, 2019	October 31, 2019	LPCD Inc	\$ 5,899,914.00	\$ 5,899,914.00
Abriendo Caminos (Ronda 2)	AC-006282	Programa Abriendo Caminos 2. Mantenimiento de Carreteras con Métodos de Alta Calidad - Región Oeste Unidad 2 (PR-447, PR-443, PR-102, PR-307, PR-312, PR-331, PR-334, PR-105, PR-106) AFI-BP-19-06	3-Jul-19	June 20, 2019	August 14, 2019	July 26, 2019	September 25, 2019	August 21, 2019	A & M Group	\$ 3,696,464.75	\$ 3,696,464.75
Abriendo Caminos (Ronda 2)	AC-004282	Programa Abriendo Caminos 2. Mantenimiento de Carreteras con Métodos de Alta Calidad - Región Sur Unidad 2 (PR-742, PR-712, PR-726, PR-7725, PR-390, PR-127, PR-7722) AFI-BP-19-24	28-May-19	June 21, 2019	July 9, 2019	July 26, 2019	August 20, 2019	August 21, 2019	A&M Contractor	\$ 2,992,095.00	\$ 2,992,095.00
Abriendo Caminos (Ronda 2)	AC-003282	Programa Abriendo Caminos 2. Mantenimiento de Carreteras con Métodos de Alta Calidad - Región Sur Unidad 1 (PR-132, PR-511, PR-133, PR-537, PR-538, PR-541, PR-128, PR-374) AFI-BP-19-23	28-May-19	June 25, 2019	July 9, 2019	July 26, 2019	August 20, 2019	August 21, 2019	R&F	\$ 3,406,876.19	\$ 3,406,876.19
Regular FHWA	AC-018193	Julio Andino Pedestrian Bridge, San Juan	26-Jun-19	June 25, 2019	August 7, 2019	September 15, 2019	January 9, 2020	January 9, 2020	LPC Contractors Inc.	\$ 5,995,017.00	\$ 5,995,017.00
Abriendo Caminos (Ronda 2)	AC-015282	Programa Abriendo Caminos 2. Mantenimiento de Carreteras con Métodos de Alta Calidad - Región Oeste Unidad 3 (PR-435, PR-423, PR-109, PR-4444, PR-125, PR-495) BP-19-16-AC	10-Jul-19	June 25, 2019	August 21, 2019	July 26, 2019	October 2, 2019	August 28, 2019	A&M Group	\$ 3,950,603.26	\$ 3,950,603.26
Abriendo Caminos (Ronda 2)	AC-001284	Abriendo Caminos 2. Pavement Markings - Marcado de Pavimento Autopista Luis A. Ferré, PR-52, Caguas a Ponce, Kilómetros: 14.00 al 108.00	25-Jun-19	June 27, 2019	August 6, 2019	July 22, 2019	September 17, 2019	August 16, 2019	Super Asphalt	\$ 1,925,150.00	\$ 1,925,150.00
Abriendo Caminos (Ronda 2)	AC-005282	Programa Abriendo Caminos 2. Mantenimiento de Carreteras con Métodos de Alta Calidad - Región Oeste Unidad 1 (PR-2, PR-124, PR-498, PR-397) AFI-BP-19-04	28-Jun-19	June 28, 2019	August 9, 2019	July 26, 2019	September 20, 2019	August 16, 2019	Transporte Rodríguez Asfalto	\$ 3,735,806.64	\$ 3,735,806.64
Abriendo Caminos (Ronda 2)	AC-002284	Abriendo Caminos 2. Pavement Markings - Marcado de Pavimentos PR-2 Km 81 al 161	2-Jul-19	June 28, 2019	August 13, 2019	July 22, 2019	September 24, 2019	August 13, 2019	Nieves & Nieves, Engineers and Contractors, Inc.	\$ 2,248,925.00	\$ 2,248,925.00

3.1 CIP: Pre-Construction

Due to COVID-19 related halt of PRHTA construction activity in mid-March there are no updates to this data

\$914,253,141.93 \$674,481,988.21

Program	AC Code	Description	Programmed Bid Opening Date	Actual Bid Opening Date	Programmed Bid Award Date	Actual Bid Award Date	Programmed NTP Letter Date	Actual NTP Letter Date	Contractor	Estimate from Engineer	Actual Bid
Regular FHWA	AC-093001	Reconstruction of Ramp No. 2 at Int of PR-30 and PR-9030, Gurabo	7-Jul-19	July 9, 2019	August 18, 2019	September 23, 2019	September 29, 2019	November 21, 2019	Piloto Construction, LLC	\$ 3,627,000.00	\$ 3,627,000.00
Regular FHWA	AC-200283	Pavement Rehabilitation and Reconstruction of PR-2 from km 87.87 to km 92.05	14-Jul-19	July 11, 2019	August 25, 2019	August 20, 2019	October 6, 2019	September 30, 2019	Del Valle Group	\$ 11,890,000.00	\$ 11,890,000.00
Abriendo Caminos (Ronda 2)	AC-007282	Programa Abriendo Caminos 2. Mantenimiento de Carreteras con Métodos de Alta Calidad - Región Norte Unidad 1 (PR-802, PR-164, PR-809, PR-791, PR-7774, PR-496, PR-455, PR-124) BP-19-141-AC	11-Jul-19	July 15, 2019	August 22, 2019	August 7, 2019	October 3, 2019	October 15, 2019	Super Asphalt Corp	\$ 4,019,260.65	\$ 4,019,260.65
Regular FHWA	AC-200306	Pavement Rehabilitation and Reconstruction of PR-2 from km 92.05 to km 96.86	7-Jul-19	July 16, 2019	August 18, 2019	August 15, 2019	September 29, 2019	September 12, 2019	Transporte Rodríguez Asfalto	\$ 3,758,224.00	\$ 3,758,224.00
Abriendo Caminos (Ronda 2)	AC-009282	Programa Abriendo Caminos 2. Mantenimiento de Carreteras con Métodos de Alta Calidad - Región Metro Unidad 1 (PR-812, PR-833, PR-840, PR-863, PR-834) BP-19-142-AC	16-Jul-19	July 16, 2019	August 27, 2019	August 6, 2019	October 8, 2019	October 15, 2019	JR Asphalt	\$ 775,714.29	\$ 775,714.29
Regular FHWA	AC-200307	Pavement Rehabilitation and Reconstruction of PR-2 from km 96.86 to km 100.49	4-Jul-19	July 17, 2019	August 15, 2019	August 15, 2019	September 26, 2019	September 12, 2019	Transporte Rodríguez Asfalto	\$ 4,385,792.00	\$ 4,385,792.00
Abriendo Caminos (Ronda 2)	AC-008282	Programa Abriendo Caminos 2. Mantenimiento de Carreteras con Métodos de Alta Calidad - Región Norte Unidad 2 (PR-662, PR-638, PR-658, PR-4431, PR-6685, PR-643, PR-667, PR-165, PR-813) BP-19-146-AC	12-Jul-19	July 23, 2019	August 23, 2019	August 7, 2019	October 4, 2019	August 28, 2019	JR site Construction, Corp.	\$ 3,832,908.74	\$ 3,832,908.74
Regular FHWA	AC-002907	Geometric Improvements of PR-29 Interchange with PR-168 and PR-167, Bayamón	25-Jul-19	July 23, 2019	September 5, 2019	September 9, 2019	October 17, 2019	October 10, 2019	Gill Engineering Group, Inc.	\$ 1,038,682.00	\$ 1,038,682.00
Regular FHWA	AC-520134	Highway Safety Improvements of PR-52 from km 52.3 to 55.3	20-Jul-19	July 24, 2019	August 31, 2019	August 15, 2019	October 12, 2019	September 30, 2019	R & F Asphalt Unlimited Inc.	\$ 4,533,208.40	\$ 4,533,208.40
Regular FHWA	AC-111135	Reconstruction and Repavement of approximately 0-10 kilometers on the PR-111	10-Jul-19	July 29, 2019	August 21, 2019	August 20, 2019	October 2, 2019	September 25, 2019	Super Asphalt Corp	\$ 6,423,334.50	\$ 6,423,334.50
Regular FHWA	AC-017745	Geometric Improvements of PR-177 Interchange with Juan Martínez Ave., Bayamón	4-Aug-19	July 30, 2019	September 15, 2019	September 9, 2019	October 27, 2019	October 8, 2019	Obratec Contratista General, Inc.	\$ 709,463.00	\$ 709,463.00
Abriendo Caminos (Ronda 2)	AC-010282	Programa Abriendo Caminos 2. Mantenimiento de Carreteras con Métodos de Alta Calidad - Región Metro Unidad 2 (PR-829, PR-874, PR-2, PR-37, PR-187, PR-47) BP-19-143-AC	16-Jul-19	August 1, 2019	August 27, 2019	August 26, 2019	October 8, 2019	October 15, 2019	HDT Group	\$ 2,898,938.95	\$ 2,898,938.95
Regular FHWA	AC-800546	Pavement Rehabilitation and Reconstruction of PR-917 from Km. 8.2 to Km. 15.2 and PR-921 from Km. 0.0 to Km. 4.1, Las Piedras	19-Aug-19	August 6, 2019	September 30, 2019	September 9, 2019	November 11, 2019	October 15, 2019	Lujani General Contractor Inc.	\$ 2,053,218.00	\$ 2,053,218.00
Regular FHWA	AC-520144	Pavement Rehabilitation and Reconstruction of PR-52 from km. 38.0 to km. 49.00	11-Aug-19	August 9, 2019	September 22, 2019	September 25, 2019	November 3, 2019	October 29, 2019	Del Valle Group	\$ 13,656,000.00	\$ 13,656,000.00
DTL (FHWA)	AC-800542	DTL - Phase 4 - Unit 1 - PR-52 / PR-30 Caguas (km 13.96 to 16.63)	25-Aug-19	August 10, 2019	October 6, 2019	September 10, 2019	November 17, 2019	October 10, 2019	Constructora Santiago II	\$ 919,000.00	\$ 919,000.00
Regular FHWA	AC-111136	Reconstruction and Repavement of approximately 10-20 kilometers on the PR-111	9-Sep-19	August 13, 2019	October 21, 2019	September 10, 2019	December 2, 2019	October 31, 2019	LPC Contractors Inc.	\$ 8,168,979.00	\$ 8,168,979.00
Abriendo Caminos (Ronda 2)	AC-013282	Programa Abriendo Caminos 2. Mantenimiento de Carreteras con Métodos de Alta Calidad - Región Sur Unidad 3 (PR-9, PR-123, PR-753, PR-500, PR-151) BP-19-147	18-Jul-19	August 19, 2019	August 29, 2019	October 22, 2019	October 10, 2019	November 13, 2019	Design Build LLC	\$ 1,994,452.17	\$ 1,994,452.17
Abriendo Caminos (Ronda 2)	AC-017282	Programa Abriendo Caminos 2. Mantenimiento de Carreteras con Métodos de Alta Calidad - Región Norte Unidad 3 (PR-653, PR-666, PR-772, PR-771, PR-618, PR-687, PR-865, PR-867, PR-142, PR-828)	2-Jul-19	August 27, 2019	August 13, 2019	September 19, 2019	September 24, 2019	October 31, 2019	Professional Asphalt	\$ 4,503,277.52	\$ 4,503,277.52
Abriendo Caminos (Ronda 2)	AC-016282	Programa Abriendo Caminos 2. Mantenimiento de Carreteras con Métodos de Alta Calidad - Región Oeste Unidad 4 (PR-115, PR-402, PR-467, PR-485, PR-411, PR-416, PR-303, PR-305)	19-Jul-19	August 27, 2019	August 30, 2019	September 17, 2019	October 11, 2019	October 17, 2019	A & N Road Development	\$ 5,599,560.14	\$ 5,599,560.14
Abriendo Caminos (Ronda 2)	AC-002282	Programa Abriendo Caminos 2. Mantenimiento de Carreteras con Métodos de Alta Calidad - Región Este Unidad 2 (PR-188, PR-198, PR-156, PR-794, PR-797, PR-782, PR-31, PR-3, PR-909)	28-May-19	August 30, 2019	July 9, 2019	September 19, 2019	August 20, 2019	November 4, 2019	Puerto Rico Asphalt, LLC	\$ 3,289,839.89	\$ 3,289,839.89
Regular FHWA	AC-011535	Highway Safety Improvements of PR-115 from km. 0.00 to km. 10.84	19-Aug-19	September 5, 2019	September 30, 2019	October 7, 2019	November 11, 2019	October 21, 2019	Transporte Rodríguez Asfalto	\$ 5,985,403.00	\$ 5,985,403.00

3.1 CIP: Pre-Construction

Due to COVID-19 related halt of PRHTA construction activity in mid-March there are no updates to this data

\$914,253,141.93 \$674,481,988.21

Program	AC Code	Description	Programmed Bid Opening Date	Actual Bid Opening Date	Programmed Bid Award Date	Actual Bid Award Date	Programmed NTP Letter Date	Actual NTP Letter Date	Contractor	Estimate from Engineer	Actual Bid
Abriendo Caminos (Ronda 2)	AC-018282	Programa Abriendo Caminos 2. Mantenimiento de Carreteras con Métodos de Alta Calidad - Región Norte Unidad 4 (PR-884, PR-882, PR-825, PR-590, PR-6690, PR-688, PR-6677, PR-8865, PR-6659, PR-659)	2-Jul-19	September 19, 2019	August 13, 2019	September 19, 2019	September 24, 2019	December 16, 2019	Puerto Rico Asphalt, LLC	\$ 2,096,956.61	\$ 2,096,956.61
Abriendo Caminos (Ronda 2)	AC-014282	Programa Abriendo Caminos 2. Mantenimiento de Carreteras con Métodos de Alta Calidad - Región Sur Unidad 4 (PR-585, PR-572, PR-53 Rampas, PR-551, PR-573, PR-54)	18-Jul-19	September 19, 2019	August 29, 2019	October 22, 2019	October 10, 2019	November 13, 2019	Design Build LLC	\$ 3,077,095.68	\$ 3,077,095.68
Abriendo Caminos (Ronda 2)	AC-011282	Programa Abriendo Caminos 2. Mantenimiento de Carreteras con Métodos de Alta Calidad - Región Este Unidad 3 (PR-3, PR-186, PR-181, PR-9974, PR-984, PR-183, PR-953, PR-942, PR-1, PR-30, PR-949, PR-787)	18-Jun-19	October 1, 2019	July 30, 2019	October 15, 2019	September 10, 2019	October 31, 2019	Super Asphalt Corp	\$ 4,802,601.47	\$ 4,802,601.47
Regular FHWA	AC-015236	Highway Safety Improvements of PR-152 from km 11.5 to km 13.65	11-Sep-19	October 1, 2019	October 23, 2019	September 10, 2019	December 4, 2019	October 31, 2019	Desarrolladora JA	\$ 1,289,742.00	\$ 1,289,742.00
Regular FHWA	AC-014984	Highway Safety Improvements of PR-149 from km 0.00 to 12.80, Manatí-Ciales	4-Aug-19	October 25, 2019	September 15, 2019	December 20, 2019	January 31, 2020	January 31, 2020	Transporte Rodríguez Asfalto	\$ 8,152,516.50	\$ 8,152,516.50
Regular FHWA	AC-083503	Pavement Rehabilitation and Reconstruction of PR-835 from Km 0.0 To Km 5.9, PR-837 From km 0.0 to Km 3.9 and PR-8834 from Km 0.0 to Km 2.3, Guaynabo	24-Aug-19	October 31, 2019	October 5, 2019	December 9, 2019	January 27, 2020	January 27, 2020	Piloto Construction, LLC	\$ 5,169,000.00	\$ 5,169,000.00
Regular FHWA	AC-016789	Highway Safety Improvements of PR-167 from km. 0.0 to km. 9.0	15-Nov-19	November 15, 2019	December 27, 2019	December 20, 2019	February 21, 2020	February 14, 2020	C.J.O. Construction Corp.	\$ 4,757,996.13	\$ 4,757,996.13
Regular FHWA	AC-000544	Cable Stayed Bridge Reconstruction Phase I (Rec PR-148 & PR-167), Naranjito	20-Nov-19	November 20, 2019	February 21, 2020		April 3, 2020		CJO Construction Corp	\$ 1,543,000.00	\$ 1,543,000.00
Regular FHWA	AC-011630	Highway Safety Improvements of PR-116 from km 3.0 to km 14.0	24-Aug-19	November 21, 2019	October 5, 2019		January 31, 2020	January 31, 2020	Transporte Rodríguez Asfalto	\$ 6,088,181.00	\$ 6,088,181.00
Regular FHWA	AC-011534	Highway Safety Improvements of PR-115 from km. 10.84 to km. 20.4, Rincón-Aguada	26-Nov-19	November 26, 2019	January 7, 2020	January 23, 2020	February 21, 2020	February 12, 2020	Ferrovial Agroman	\$ 2,541,000.00	\$ 2,541,000.00
DTL (FHWA)	AC-001872	DTL - Phase 3 - Unit 2 - PR-52 km 4.7 to 6.4 (sta 52+00 to sta 57+00)	24-Apr-19	December 20, 2019	June 5, 2019	January 17, 2020	January 31, 2020	January 31, 2020	LPC Contractors Inc.	\$ 5,404,198.00	\$ 5,404,198.00
PEMOC (Local)	AC-051211	Box Culvert Reconstruction at Quebrada Chiquita, Juana Díaz	31-Jan-20	January 31, 2020	March 13, 2020		April 24, 2020		Empresas JBR, Inc.	\$ 587,777.00	\$ 587,777.00
DTL (FHWA)	AC-800509	DTL - Phase 6 - ITS	31-Jan-20	January 31, 2020	March 13, 2020		April 24, 2020		Bermudez Longo Diaz Masso, LLC	\$ 11,832,959.40	\$ 11,832,959.40
Regular FHWA	AC-010166	Construction of Recreational Trail for Bicycles and Pedestrians from Río Bayamón to PR-165, Toa Baja	17-Apr-20		May 29, 2020		July 10, 2020			\$ 4,508,477.80	
Regular FHWA	AC-012331	Pavement Rehabilitation and Reconstruction of PR-123 from Km. 38.0 to Km. 48.0, Ututado	3-Apr-20		May 15, 2020		June 26, 2020			\$ 3,307,429.81	
Regular FHWA	AC-520120	Pavement Rehabilitation and Reconstruction of PR-52 from km. 99.0 to km. 106.0 (Phase 1)	20-Mar-20		May 1, 2020		June 12, 2020			\$ 5,750,000.00	
Regular FHWA	AC-411901	Las María Connector	27-Mar-20		May 8, 2020		June 19, 2020			\$ 9,120,000.00	
Regular FHWA	AC-500023	Rincón Recreational Trail	24-Apr-20		June 5, 2020		July 17, 2020			\$ 6,540,000.00	
Regular FHWA	AC-020311	Highway Safety Improvements of PR-203 from km 0.0 to km 7.1, Gurabo-San Lorenzo	19-Jun-20		July 31, 2020		September 11, 2020			\$ 10,120,000.00	
Regular FHWA	AC-018348	Highway Safety Improvements of PR-183 from km 1.2 to km 10.0, Caguas-San Lorenzo	24-Apr-20		June 5, 2020		July 17, 2020			\$ 8,050,000.00	
Regular FHWA	AC-017630	Highway Safety Improvements of PR-176 from Km. 0.0 to Km. 4.0, San Juan	1-May-20		June 12, 2020		July 24, 2020			\$ 4,834,516.05	
Regular FHWA	AC-018932	Pavement Rehabilitation and Reconstruction of PR-189 from km. 0.0 to km. 13.0, Caguas-Gurabo-Juncos	29-May-20		July 10, 2020		August 21, 2020			\$ 5,327,324.12	
Regular FHWA	AC-005386	Pavement Rehabilitation and Reconstruction of PR-53 form km. 81.0 to km. 86.862 Fase 1, Guayama-Salinas	14-Aug-20		September 25, 2020		November 6, 2020			\$ 11,635,425.15	
Regular FHWA	AC-000814	Highway Safety Improvements of PR-8 from km. 0.00 to km. 4.6, San Juan	15-May-20		June 26, 2020		August 7, 2020			\$ 4,819,491.09	
Regular FHWA	AC-005384	Pavement Rehabilitation and Reconstruction of PR-53 from km. 86.863 to km. 94.0 Fase II, Guayama-Salinas	21-Aug-20		October 2, 2020		November 13, 2020			\$ 16,767,480.70	
Abriendo Caminos (Ronda 3)	AC-000310	Abriendo caminos Ronda 3 - PR-5, PR-8829, PR-837, PR-36, PR-844, PR-858	15-Jan-20		February 26, 2020		April 8, 2020		Design Build LLC	\$ 2,714,653.68	\$ 2,714,653.68
Abriendo Caminos (Ronda 3)	AC-000313	Abriendo caminos Ronda 3 - PR-101, PR-102, PR-421, PR-445, PR-412, PR-3332	22-Jan-20		March 4, 2020		April 15, 2020			\$ 4,551,014.00	

3.1 CIP: Pre-Construction

Due to COVID-19 related halt of PRHTA construction activity in mid-March there are no updates to this data

\$914,253,141.93 \$674,481,988.21

Program	AC Code	Description	Programmed Bid Opening Date	Actual Bid Opening Date	Programmed Bid Award Date	Actual Bid Award Date	Programmed NTP Letter Date	Actual NTP Letter Date	Contractor	Estimate from Engineer	Actual Bid
Abriendo Caminos (Ronda 3)	AC-000309	Abriendo Caminos Ronda 3 - PR-3, PR-907, PR-940, PR-187, PR-981, rampas acceso PR-940/PR-3, PR-933 & PR-782	29-Jan-20		March 11, 2020		April 22, 2020		Super Asphalt Pavement Corp	\$ 3,906,975.68	\$ 3,906,975.68
Regular FHWA	AC-010266	Bridge 1096 Replacement	24-Jul-20		September 4, 2020		October 16, 2020			\$ 5,643,692.00	
State Capex	AC-200309	Traffic signal at intersection of PR-2 and PR-419, Aguada	8-May-20		June 19, 2020		July 31, 2020			\$ 700,000.00	
State Capex	AC-200310	Traffic signal at intersection of PR-2 and PR-650, Arecibo	17-Apr-20		May 29, 2020		July 10, 2020			\$ 435,000.00	
Regular FHWA	AC-301127	PR-3 Pedestrian Bridge Carolina	7-Aug-20		September 18, 2020		October 30, 2020			\$ 5,968,731.00	
Regular FHWA	AC-520146	PR-52 Rehab from Km 102 to Km 106	3-Jul-20		August 14, 2020		September 25, 2020			\$ 22,750,000.00	
Regular FHWA	AC-800510	DTL Noise Barrier	24-Jul-20		September 4, 2020		October 16, 2020			\$ 4,000,000.00	
Regular FHWA	AC-200298	PR-2 Km 180 to Km 182, Sabana Grande	31-Jul-20		September 11, 2020		October 23, 2020			\$ 6,000,000.00	
Regular FHWA	AC-200286	PR-2 from Km 187 to Km 195, Guánica	29-Jul-20		September 9, 2020		October 21, 2020			\$ 23,540,903.00	
Regular FHWA	AC-100248	PR-1 from Km 26 to Km 32	19-Jun-20		July 31, 2020		September 11, 2020			\$ 12,966,411.00	
Regular FHWA	TBD	Critical Bridges & Rehab	1-Feb-19	February 1, 2019	April 1, 2019	March 1, 2019	March 30, 2019	April 1, 2019	Various Contractors	\$ 9,059,362.00	\$ 9,059,362.00
Regular FHWA	TBD	Critical Bridges & Rehab	1-Feb-19	February 1, 2019	April 1, 2019	March 1, 2019	March 30, 2019	April 1, 2019	Various Contractors	\$ 9,059,362.00	\$ 9,059,362.00
Abriendo Caminos (Ronda 3)	AC-000311	Abriendo caminos Ronda 3 - PR-123, PR-803, PR-810, PR-172, PR-5568, PR-162, PR-782	25-Feb-20		April 7, 2020		May 19, 2020			\$ 5,402,670.00	
Abriendo Caminos (Ronda 3)	AC-000315	Abriendo caminos Ronda 3 - PR-842, PR-831, PR-845, PR-8869, PR-176, PR-39, PR-41	27-Feb-20		April 9, 2020		May 21, 2020			\$ 4,495,595.00	
Abriendo Caminos (Ronda 3)	AC-000316	Abriendo caminos Ronda 3 - PR-2, PR-146, PR-159, PR-137, PR-164, PR-686, PR-615, PR-111, PR-647	5-Mar-20		April 16, 2020		May 28, 2020			\$ 7,389,602.00	
Abriendo Caminos (Ronda 3)	AC-000317	Abriendo caminos Ronda 3 - PR-139, PR-372, PR-140, PR-3375, PR-3, PR-545, PR-378, PR-565	6-Mar-20		April 17, 2020		May 29, 2020			\$ 5,669,676.00	
Abriendo Caminos (Ronda 3)	AC-000312	Abriendo caminos Ronda 3 - PR-702, PR-162, PR-376, PR-7712, PR-5518, PR-5510, PR-755, PR-527, PR-385	12-Mar-20		April 23, 2020		June 4, 2020			\$ 3,775,430.00	
Abriendo Caminos (Ronda 3)	AC-000318	Abriendo caminos Ronda 3 - PR-116, PR-422, PR-3301, PR-368, PR-429, PR-103, PR-426, PR-345, PR-362, PR-121	13-Mar-20		April 24, 2020		June 5, 2020			\$ 8,036,557.00	
Abriendo Caminos (Ronda 3)	AC-000314	Abriendo caminos Ronda 3 - PR-908, PR-181, PR-964, PR-7787, PR-956, PR-3	19-Mar-20		April 30, 2020		June 11, 2020			\$ 6,114,278.00	
Abriendo Caminos (Ronda 3)	AC-000319	Abriendo caminos Ronda 3 - PR-777, PR-188, PR-978, PR-171, PR-987, PR-946, PR-9966, PR-985, PR-181, PR-31, PR-935, PR-7761, PR-902	20-Mar-20		May 1, 2020		June 12, 2020			\$ 6,141,750.00	
Abriendo Caminos (Ronda 3)	AC-000322	Abriendo caminos Ronda 3 - PR-772, PR-703, PR-452, PR-7752, PR-375, PR-3372, PR-3336, PR-5141, PR-557, PR-512, PR-386, PR-5520	26-Mar-20		May 7, 2020		June 18, 2020			\$ 4,541,000.00	
Abriendo Caminos (Ronda 3)	AC-000326	Abriendo caminos Ronda 3 - PR-492, PR-8809, PR-681, PR-134, PR-622, PR685, PR-621, PR635, PR-531, PR-129, PR-647, PR-656, PR-487, PR-134	27-Mar-20		May 8, 2020		June 19, 2020			\$ 6,033,200.00	
Abriendo Caminos (Ronda 3)	AC-000323	Abriendo caminos Ronda 3 - PR-109, PR-117, PR-120, PR-414, PR-434, PR-343, PR-365, PR-317	5-Apr-20		May 17, 2020		June 28, 2020			\$ 4,835,500.00	
Abriendo Caminos (Ronda 3)	TBD	Critical Bridges & Rehab	1-Feb-19	February 1, 2019	April 1, 2019	March 1, 2019	March 30, 2019	April 1, 2019	Various Contractors	\$ 9,059,362.00	\$ 9,059,362.00
Abriendo Caminos (Ronda 3)	TBD	Critical Bridges & Rehab	1-Feb-19	February 1, 2019	April 1, 2019	March 1, 2019	March 30, 2019	April 1, 2019	Various Contractors	\$ 9,059,362.00	\$ 9,059,362.00
Abriendo Caminos (Ronda 3)	TBD	Critical Bridges & Rehab	1-Feb-19	February 1, 2019	April 1, 2019	March 1, 2019	March 30, 2019	April 1, 2019	Various Contractors	\$ 9,059,362.00	\$ 9,059,362.00
Abriendo Caminos (Ronda 3)	TBD	Critical Bridges & Rehab	1-Feb-19	February 1, 2019	April 1, 2019	March 1, 2019	March 30, 2019	April 1, 2019	Various Contractors	\$ 9,059,362.00	\$ 9,059,362.00
Abriendo Caminos (Ronda 3)	TBD	Critical Bridges & Rehab	1-Feb-19	February 1, 2019	April 1, 2019	March 1, 2019	March 30, 2019	April 1, 2019	Various Contractors	\$ 9,059,362.00	\$ 9,059,362.00

Due to COVID-19 related halt of PRHTA construction activity in mid-March there are no updates to this data

3.2 CIP: Construction Pre-Maria

Oracle Number	AC #	Project Type	Description	Region	Road Number	Project K/M Begin	Project K/M End	Contractor	Administrador	Original Cost	Revised Cost	% Change in Cost (Original vs Revised)	Projected Cost Increase	Projected Cost	% Change in Cost (Original vs Projected)	Amount Certified	% Certified	Projected Cost to Complete	NTP	Original Completion Date	Original Duration	Revised Completion Date	Revised Duration	% Change in Duration (Original vs Revised)	Projected Completion Date	Time Elapsed	Projected Duration	% Change in Duration (Original vs Projected)
R000140066	014066	Geometric Improvements	Ensanche PR-140 hasta Intersección PR-642	Norte	140			RBC Construction Corp.	Ing. Ignacio Rios Rivas	\$3,999,000.00	\$4,613,285.00	15%	\$50.00	\$4,613,335.00	15%	\$2,637,080.66	57%	\$1,976,254.34	31-Jul-17	25-Jul-18	360	22-Apr-20	997	177%	29-May-20	91%	1034	187%
R009999400	800400	Landslides	Corrección De Deslizamiento De Terreno Carretera PR-31 Kilómetro 11.80	Este	31			Tamrio, Inc.	Ing. Emelyn Serrano Medina	\$1,178,122.15	\$2,498,823.60	112%	\$105,329.00	\$2,604,152.60	121%	\$2,033,639.90	81%	\$570,512.70	30-Dec-16	25-Oct-17	300	14-Feb-20	1142	281%	14-Feb-20	101%	1142	281%
B000752006	075206	Bridge Repair	Rehabilitación Y Mitigación Socavación PS Qda Jacuna Núm. 972	Sur	752	0.80		Obratec Contratista General, Inc.	Ing. Milton J. Curran Diola	\$279,396.00	\$130,630.90	-53%	\$102,983.20	\$233,614.10	-16%	\$73,418.24	56%	\$160,195.86	30-Dec-16	28-May-17	150	28-May-17	150	0%	11-May-20	94%	1229	719%
B009999470	800470	Bridge Replacement	Reemplazo del Puente Núm. 982 Sobre PR-189, Carretera PR-30, Kilómetro 4.1	Este	30	4.10		Construtora Santiago II, Corp.	Ing. Regino Navarro Rodríguez	\$11,143,902.00	\$11,938,637.00	7%	\$370,000.00	\$12,308,637.00	10%	\$3,602,091.64	30%	\$8,706,545.36	29-Sep-16	23-Sep-17	360	01-Apr-19	915	154%	30-Jun-20	91%	1371	281%
R000123024	012324	Landslides	Corrección De Deslizamiento En Carretera PR-123 Kilómetro 26.9 Desde Estación 1+00.00 Hasta la Estación 2+04.56	Sur	123			Obratec Contratista General, Inc.	Ing. Wilfredo Guzmán Serrano	\$320,255.00	\$377,962.10	18%	\$622,037.90	\$1,000,000.00	212%	\$147,499.89	39%	\$852,500.11	19-Sep-16	17-Mar-17	180	16-Apr-18	575	219%	30-May-20	93%	1350	650%
F000002491	200291	Traffic Signals	76.1 (PR-10) Hasta El Kilómetro 52.4 (PR-493)	Norte	2	76.10	82.40	Gill Engineering Group, Inc.	Ing. Jisela Jirau Adames	\$2,167,966.00	\$4,999,244.40	131%	\$200,000.00	\$5,199,244.40	140%	\$4,065,254.40	81%	\$1,133,990.00	18-Jul-16	13-May-17	300	07-Jan-20	1269	323%	15-Jun-20	93%	1429	376%
B020014271	802271	Bridge Replacement	Reemplazo Puente Núm. 178 Quebrada Toña	Sur	14	65.57		Tamrio, Inc.	Ing. Maricelly Tejero Rodríguez	\$3,294,950.30	\$3,920,076.93	19%	\$0.00	\$3,920,076.93	19%	\$2,924,712.23	75%	\$995,364.70	17-Jun-16	9-Sep-17	450	21-Feb-20	1345	199%	21-Feb-20	101%	1345	199%
F000010185	100085	Safety	Mejoras A La Seguridad Carretera PR-10 Desde el kilómetro 56.00 hasta el kilómetro 85.5	Norte	10	56.00	85.50	Dal Valle Group, SP	Ing. José M. Rosario Rivera	\$5,858,000.00	\$6,539,573.50	12%	\$100,000.00	\$6,639,573.50	13%	\$5,455,469.14	83%	\$1,184,104.36	3-Jun-16	26-Aug-17	450	11-Jun-19	1104	145%	30-Apr-20	96%	1428	217%
R000018069	001869	Pavement	Rehabilitación del Pavimento Carretera PR-18, Desde kilómetro 0.00 Hasta kilómetro 6.20	Metro	18			Desarrolladora JA, Inc.	Ing. Angel L. Cora De Jesús	\$4,283,928.00	\$5,061,241.50	18%	\$177,592.50	\$5,238,834.00	22%	\$3,438,285.49	68%	\$1,800,548.51	3-Jun-16	28-May-17	360	23-Jan-20	1330	269%	30-May-20	94%	1458	305%
R000861022	086122	Pavement	Rehabilitación Del Pavimento Carretera PR-861 Desde Kilómetro 7.00 Hasta Kilómetro 11.00	Norte	861	7.00	11.00	CJO Construction Corp.	Ing. Sandra Lisboa González	\$1,318,000.00	\$2,815,005.13	114%	\$100,000.00	\$2,915,005.13	121%	\$1,811,933.33	64%	\$1,103,071.80	7-Apr-16	3-Oct-16	180	13-Feb-20	1408	682%	30-Apr-20	96%	1485	725%
P000034002	003402	New Construction	Estación Ave. Diagonal desde Ave Luis Muñoz Marín PR-32 hasta PR-183	Este	34			Construcciones Jose Carro, SE	Ing. Dayna D. Pérez Zapata	\$24,611,000.00	\$25,688,790.87	4%	\$135,500.00	\$25,824,290.87	5%	\$18,639,852.70	73%	\$7,184,438.17	7-Aug-15	22-Jan-18	900	12-Apr-20	1711	90%	12-Apr-20	97%	1711	90%
M000009015	000915	New Construction	Carretera PR-9 Desde Avenida Las Américas Hasta PR-132	Sur	9			LPC & D, Inc.	Ing. Darmer M. Santiago Torres	\$45,499,874.20	\$47,721,153.99	5%	\$0.00	\$47,721,153.99	5%	\$34,780,223.62	73%	\$12,940,930.37	29-Jul-14	8-Jan-18	1260	24-Sep-20	2250	79%	31-Mar-21	84%	2438	93%
F009999467	800467	Geometric Improvements	Mejoras a la Intersección de las PR-18 y PR-21	Metro	21			Ferrovial Agromin, LLC	Ing. Juan C. Arroyo Ramirez	\$16,117,553.50	\$18,166,971.45	13%	\$210,400.00	\$18,377,371.45	14%	\$15,043,017.01	83%	\$3,334,354.44	28-Mar-14	12-Sep-16	900	07-Oct-19	2020	124%	30-Apr-20	97%	2226	147%
F000002467	200267	Traffic Signals	Sistema de Semáforos PR-2 Desde Comunidad Cañera Hasta Plaza Ateas	Norte	2			Prime Electric, Corp.	Ing. Jisela Jirau Adames	\$4,459,120.00	\$4,313,951.11	-3%	\$100,000.00	\$4,413,951.11	-1%	\$3,640,070.45	84%	\$773,880.66	13-Dec-12	7-Dec-13	360	04-Oct-16	1392	287%	30-Jun-20	96%	2757	666%
14	Total							30-Apr-2020		\$124,531,067.15	\$138,785,347.48		\$2,223,892.60	\$141,009,240.08		\$98,292,548.70		\$42,716,691.38		6510		17608				22403		

Summary: CIP and SFI			
	Original	Revised	Projected
Total Program Cost (\$)	\$124,531,067.15	\$138,785,347.48	\$141,009,240.08
% Change in Total Program Cost		11.4%	13.2%
Sum of Project Duration (days)	6510	17608	22403
% Change in Program Duration		170.5%	244.1%

Due to COVID-19 related halt of PRHTA construction activity in mid-March there are no updates to this data

3.2 CIP: Construction Post-Maria

Oracle Number	AC #	Project Type	Description	Region	Road Number	Project KM Begin	Project KM End	Contractor	Administrador	Original Cost	Revised Cost	% Change in Cost (Original vs Revised)	Projected Cost Increase	Projected Cost	% Change in Cost (Original vs Projected)	Amount Certified	% Certified	Projected Cost to Complete	NTP	Original Completion Date	Original Duration	Revised Completion Date	Revised Duration	% Change in Duration (Original vs Revised)	Projected Completion Date	Time Elapsed	Projected Duration	% Change in Duration (Original vs Projected)
R000115034	011534	Safety	Mejoras a la Carretera PR-115, Kilómetros: 10.84 a 20.40	Oeste	115	10.84	20.40	Ferroval Agromin, LLC	Ing. Gilberto Hernández Cajigas	\$2,541,000.00	\$2,541,000.00	0%	\$0.00	\$2,541,000.00	0%	\$0.00	0%	\$2,541,000.00	24-Feb-20	19-Nov-20	270	19-Nov-20	270	0%	19-Nov-20	2%	270	0%
R000167089	016789	Safety	Mejoras a la Seguridad Carretera PR-167	Norte	167	0.00	9.00	CJO Construction Corp.	Ing. Alejandro E. Garb Abajo	\$4,757,996.13	\$4,757,996.15	0%	\$0.00	\$4,757,996.15	0%	\$0.00	0%	\$4,757,996.15	24-Feb-20	19-Nov-20	270	19-Nov-20	270	0%	19-Nov-20	2%	270	0%
T000018072	001872	DTL	Construcción de Carriles Gerencia de Congestión Vehicular, Carriles de Peaje Variable (DTL), Fase III, Unidad 2.2 Express Las Americas PR-18 San Juan	Metro	18			LPC Contractors, Inc.	Ing. Hipólito A. Vázquez Coriano	\$5,404,198.00	\$5,404,198.00	0%	\$0.00	\$5,404,198.00	0%	\$0.00	0%	\$5,404,198.00	14-Feb-20	11-Aug-20	180	11-Aug-20	180	0%	11-Aug-20	8%	180	0%
R000116030	011630	Safety	Mejoras a la Seguridad Carretera PR-116 Kilómetros: 3.0 a 14.0	Oeste	116	3.00	14.00	Transporte Rodriguez Asifilio, Inc.	Ing. José O. Toro Martínez	\$6,088,181.00	\$6,088,181.00	0%	\$0.00	\$6,088,181.00	0%	\$0.00	0%	\$6,088,181.00	14-Feb-20	9-Dec-20	300	09-Dec-20	300	0%	9-Dec-20	5%	300	0%
R000149084	014984	Safety	Mejoras a Seguridad PR-149, Kilómetros: 0.00 al 12.80	Norte	149	0.00	12.80	Ensaye de Carretera PR-835 Para Prover Mejor Acceso a Zona Residencial, Industrial, Comercial y Recreacional (Proyecto Farmark Sección 1934)	Piloto Construction, LLC	\$8,152,516.50	\$8,152,516.50	0%	\$0.00	\$8,152,516.50	0%	\$0.00	0%	\$8,152,516.50	14-Feb-20	4-Nov-21	630	04-Nov-21	630	0%	4-Nov-21	2%	630	0%
R000835003	083503	Geometric Improvements	Paso Peatonal Elevado, Carretera PR-181 Intersección Calle Julio Andino (Residencial El Prado)	Metro	835			Piloto Construction, LLC		\$5,169,000.00	\$5,169,000.00	0%	\$0.00	\$5,169,000.00	0%	\$0.00	0%	\$5,169,000.00	6-Feb-20	30-May-21	480	30-May-21	480	0%	30-May-21	5%	480	0%
BCN1181093	018193	Others	Reparación y Mantenimiento de Pavimentos, Región Norte Unidad, 4 (Programa Abriendo Caminos), PR-884, PR-882, PR-825, PR-590, PR-6690, PR-688, PR-6677, PR-8865, PR-6659 y PR-659, Naranjo, Orocoba, Vega Alta, Vega Baja, Toa Baja y Dorado	Metro	181			LPC & D, Inc.	#N/A	\$5,995,017.00	\$5,995,017.00	0%	\$0.00	\$5,995,017.00	0%	\$0.00	0%	\$5,995,017.00	20-Jan-20	14-Nov-20	300	14-Nov-20	300	0%	14-Nov-20	13%	300	0%
R018000282	018282	Abriendo Caminos	Emergency Relief project Task Order Assigned	Norte				Puerto Rico Asphalt, LLC	Waldemar Nieves	\$2,053,182.61	\$2,053,182.61	0%	\$0.00	\$2,053,182.61	0%	\$0.00	0%	\$2,053,182.61	15-Jan-20	12-Jul-20	180	12-Jul-20	180	0%	12-Jul-20	25%	180	0%
L119999590	811590	Repairs	Emergency Relief project Task Order Assigned	Sur				LUJANI General Contractor, Inc.	Robles Asphalt, Corp.	\$100,000.00	\$100,000.00	0%	\$0.00	\$100,000.00	0%	\$0.00	0%	\$100,000.00	13-Jan-20	10-Jul-20	180	07-Jul-20	177	-2%	10-Jul-20	26%	180	0%
L110999590	810590	Repairs	Emergency Relief project Task Order Assigned	Sur				EJ CONSTRUCTO N, SE	Constructora L Meléndez, LLC	\$400,000.00	\$400,000.00	0%	\$0.00	\$400,000.00	0%	\$0.00	0%	\$400,000.00	11-Jan-20	8-Jul-20	180	10-Jul-20	182	1%	10-Jul-20	27%	182	1%
L09999590	809590	Repairs	Emergency Relief project Task Order Assigned	Sur				LUJANI General Contractor, Inc.	GUEVAREZ & GUEVAREZ, CORP.	\$2,000,000.00	\$2,000,000.00	0%	\$0.00	\$2,000,000.00	0%	\$0.00	0%	\$2,000,000.00	10-Jan-20	7-Jul-20	180	08-Jul-20	181	1%	08-Jul-20	28%	181	1%
L139999590	813590	Repairs	Emergency Relief project Task Order Assigned	Sur				LUJANI General Contractor, Inc.	GUEVAREZ & GUEVAREZ, CORP.	\$2,500,000.00	\$2,500,000.00	0%	\$0.00	\$2,500,000.00	0%	\$545,010.82	22%	\$1,954,989.18	10-Jan-20	7-Jul-20	180	12-Jul-20	185	3%	12-Jul-20	27%	185	3%
L04999590	804590	Repairs	Emergency Relief project Task Order Assigned	Sur				LUJANI General Contractor, Inc.	GUEVAREZ & GUEVAREZ, CORP.	\$600,000.00	\$600,000.00	0%	\$0.00	\$600,000.00	0%	\$0.00	0%	\$600,000.00	9-Jan-20	6-Jul-20	180	06-Jul-20	180	0%	06-Jul-20	28%	180	0%
L08999590	808590	Repairs	Emergency Relief project Task Order Assigned	Sur				Continental Construction & Consulting, LLC		\$150,000.00	\$150,000.00	0%	\$0.00	\$150,000.00	0%	\$0.00	0%	\$150,000.00	9-Jan-20	6-Jul-20	180	07-Jul-20	181	1%	07-Jul-20	28%	181	1%
L01999590	801590	Repairs	Emergency Relief project Task Order Assigned	Sur				Continental Construction & Consulting, LLC		\$450,000.00	\$450,000.00	0%	\$0.00	\$450,000.00	0%	\$297,938.61	66%	\$152,061.39	7-Jan-20	4-Jul-20	180	04-Jul-20	180	0%	04-Jul-20	30%	180	0%
L02999590	802590	Repairs	Emergency Relief project Task Order Assigned	Oeste				Tamiro, Inc.	Design Build, LLC	\$234,430.00	\$234,430.00	0%	\$508,932.77	\$743,362.77	217%	\$0.00	0%	\$743,362.77	7-Jan-20	4-Jul-20	180	04-Jul-20	180	0%	04-Jul-20	30%	180	0%
L03999590	803590	Repairs	Emergency Relief project Task Order Assigned	Sur				JM Caribbean Builders, Corp.	Constructora L Meléndez, LLC	\$1,651,350.00	\$1,651,350.00	0%	\$0.00	\$1,651,350.00	0%	\$654,032.57	40%	\$997,317.43	7-Jan-20	4-Jul-20	180	04-Jul-20	180	0%	04-Jul-20	30%	180	0%
L05999590	805590	Repairs	Emergency Repair Works at Toll Plaza at PR-2 Km. 105.5	Sur				Ortencia Contrata General, Inc.		\$766,000.00	\$766,000.00	0%	\$0.00	\$766,000.00	0%	\$202,583.15	26%	\$563,416.85	7-Jan-20	4-Jul-20	180	04-Jul-20	180	0%	04-Jul-20	30%	180	0%
L06999590	806590	Repairs	Emergency Relief project Task Order Assigned	Sur				Piloto Construction, LLC	#N/A	\$3,000,000.00	\$3,000,000.00	0%	\$0.00	\$3,000,000.00	0%	\$0.00	0%	\$3,000,000.00	7-Jan-20	4-Jul-20	180	14-Jul-20	190	6%	14-Jul-20	28%	190	6%
L07999590	807590	Repairs	Emergency Relief project Task Order Assigned	Sur				Piloto Construction, LLC	#N/A	\$500,000.00	\$500,000.00	0%	\$0.00	\$500,000.00	0%	\$0.00	0%	\$500,000.00	7-Jan-20	4-Jul-20	180	06-Jul-20	182	1%	06-Jul-20	29%	182	1%
R000930001	093001	Earmarked	Reconstrucción de Rampa Núm. 2 en la Intersección de las Carreteras PR-30 y 9030	Este	30			Piloto Construction, LLC	#N/A	\$3,627,000.00	\$3,627,000.00	0%	\$0.00	\$3,627,000.00	0%	\$696,439.70	19%	\$2,930,560.30	2-Dec-19	26-Sep-20	300	26-Sep-20	300	0%	26-Sep-20	30%	300	0%
R011000282	011282	Abriendo Caminos	Reparación y Mantenimiento de Pavimentos, Región Este, Unidad 3 (Programa Abriendo Caminos), PR-3, PR-186, PR-949, PR-953, PR-984, PR-9974, PR-181, PR-942, PR-1, PR-787 y PR-183, Naguabo, Juncos, Cañoanas, Las Piedras, Laquillo, Fajardo, Cuba, Gurabo, Cidra, Caguas y San Lorenzo	Este				Super Asphalt Pavement Corporation	Zobany larry	\$4,802,601.47	\$4,802,601.47	0%	\$0.00	\$4,802,601.47	0%	\$148,967.55	3%	\$4,653,633.92	23-Nov-19	19-Jul-20	240	19-Jul-20	240	0%	19-Jul-20	41%	240	0%
R013000282	013282	Abriendo Caminos	Reparación y Mantenimiento de Pavimentos Región Sur, Unidad 3 (Programa Abriendo Caminos), PR-521, PR-123, PR-753, PR-500 y PR-151, Adjuntas, Ponce, Aroyo y Villalba,	Sur				Design Build, LLC	Joaquín Lopez	\$1,994,452.17	\$1,994,452.17	0%	\$0.00	\$1,994,452.17	0%	\$0.00	0%	\$1,994,452.17	23-Nov-19	21-Mar-20	120	21-Mar-20	120	0%	20-Apr-20	66%	150	25%
R014000282	014282	Abriendo Caminos	Reparación y Mantenimiento de Pavimentos (Programa Abriendo Caminos), PR-585, PR-572, PR-53, PR-551, PR-573, PR-54, PR-5556 y PR-55559; Ponce, Juana Díaz, Sainso, Guayama y Coamo, Región Sur Unidad 4	Sur				Design Build, LLC	Zobany larry	\$3,077,095.68	\$3,077,095.68	0%	\$0.00	\$3,077,095.68	0%	\$190,471.50	6%	\$2,886,622.18	23-Nov-19	20-Apr-20	150	20-Apr-20	150	0%	20-Apr-20	66%	150	0%
R017000282	017282	Abriendo Caminos	Reparación y Mantenimiento de Pavimentos Región Norte, Unidad 3 (Programa Abriendo Caminos) PR-653, PR-666, PR-772, PR-771, PR-618, PR-687, PR-865, PR-867, PR-142 y PR-828; Arecibo, Hatillo, Bacoletona, Hamaquitas, orovis, Coronel, Morovis, Vega Baja, Toa Baja, Dorado, Toa Alta	Norte				Professional Asphalt, LLC	Joaquín Lopez	\$4,503,277.52	\$4,503,277.52	0%	\$0.00	\$4,503,277.52	0%	\$1,098,475.65	24%	\$3,404,801.87	23-Nov-19	29-Jun-20	220	29-Jun-20	220	0%	29-Jun-20	45%	220	0%
R000111136	111136	Reconstrucción	Mejoras a Carretera PR-111 Kilómetros: 10.00 a 20.00	Oeste	111	10.00	20.00	LPC Contractors, Inc.	Ing. Hector Martell Barbosa	\$8,168,979.00	\$8,168,979.00	0%	\$0.00	\$8,168,979.00	0%	\$0.00	0%	\$8,168,979.00	12-Nov-19	3-Feb-21	450	03-Feb-21	450	0%	3-Feb-21	24%	450	0%
R000522144	520144	Pavement	Rehabilitación del Pavimento y Reconstrucción Autopista Luis A. Ferré, PR-52, Kilómetros: 38.00 al 49.00	Sur	52	38.00	49.00	Del Valle Group, SP		\$13,656,000.00	\$13,656,000.00	0%	\$0.00	\$13,656,000.00	0%	\$0.00	0%	\$13,656,000.00	12-Nov-19	4-May-21	540	04-May-21	540	0%	4-May-21	20%	540	0%
R000152036	015236	Safety	Mejoras a la Seguridad Carretera PR152, Kilómetros: 11.25 a 13.65	Norte	152	11.25	13.65	Desarrolladora JA, SP	Ing. Morsaim Figueroa Morales	\$1,289,742.00	\$1,289,742.00	0%	\$0.00	\$1,289,742.00	0%	\$0.00	0%	\$1,289,742.00	12-Nov-19	9-May-20	180	09-May-20	180	0%	31-Jul-20	42%	263	46%
R00999571	800571	Landslides	Landslide Correction and Rehabilitation of PR-420 Km. 1.4, 1.6 and PR-4419 km 0.4	Oeste	Various			HDT Group, Inc	Ing. Luis A. Pérez Rodríguez	\$731,920.00	\$731,920.00	0%	\$325,350.00	\$1,057,270.00	44%	\$0.00	0%	\$1,057,270.00	6-Nov-19	3-Feb-20	90	03-Feb-20	90	0%	3-Apr-20	77%	150	67%

Due to COVID-19 related halt of PRHTA construction activity in mid-March there are no updates to this data

3.2 CIP: Construction Post-Maria

Oracle Number	AC#	Project Type	Description	Region	Road Number	Project KM Begin	Project KM End	Contractor	Administrador	Original Cost	Revised Cost	% Change in Cost (Original vs Revised)	Projected Cost Increase	Projected Cost	% Change in Cost (Original vs Projected)	Amount Certified	% Certified	Projected Cost to Complete	NTP	Original Completion Date	Original Duration	Revised Completion Date	Revised Duration	% Change in Duration (Original vs Revised)	Projected Completion Date	Time Elapsed	Projected Duration	% Change in Duration (Original vs Projected)
R020000282	002282	Abriendo Caminos	Reparación y Mantenimiento de Pavimentos Región Este, Unidad 2 (Programa Abriendo Caminos), PR-185, PR-198, PR-156, PR-794, PR-797, PR-782, PR-31, PR-53 y PR-909, Canóvanas, Las Piedras, Humacao, Aguas Buenas - Capuas, Cidra, Juncos, Naguabo y Yabucoa	Este				PR Asphalt, LLC Transporte	Victor Ortiz	\$3,289,839.89	\$3,289,839.89	0%	\$0.00	\$3,289,839.89	0%	\$0.00	0%	\$3,289,839.89	4-Nov-19	1-Apr-20	150	1-Apr-20	150	0%	21-May-20	59%	200	33%
R000115035	011535	Mejoras	Mejoras a la Carretera PR-115, Kilómetros: 0.00 a 10.84	Oeste	115	0.00	10.84	JJM Construction	Ing. Ivonne Rivera Orsini	\$5,985,403.00	\$5,985,403.00	0%	\$0.00	\$5,985,403.00	0%	\$0.00	0%	\$5,985,403.00	4-Nov-19	26-Jun-21	450	26-Jun-21	450	0%	18-May-21	21%	562	25%
R009999570	800570	Landslides	Landslide Correction and Rehabilitation of PR-119	Oeste	119			JJM Construction Corp.	Ing. Victor M. Medina Badillo	\$914,433.40	\$914,433.40	0%	\$0.00	\$914,433.40	0%	\$0.00	0%	\$914,433.40	28-Oct-19	25-Jun-20	90	25-Jun-20	90	0%	24-Feb-20	104%	120	33%
R000522125	520125	Bridge Preservation	Preservación de los Puentes Núm. 2038 y 2039, Autopista Luis A. Ferré PR-52	Sur	52	49.8		LPC & D, Inc.	Ing. Juan M. Colón Colón	\$5,899,914.00	\$5,899,914.00	0%	\$0.00	\$5,899,914.00	0%	\$0.00	0%	\$5,899,914.00	28-Oct-19	19-Jan-21	450	19-Jan-21	450	0%	19-Jan-21	28%	450	0%
R009999546	800546	Reconstrucción	Reconstrucción de Carretera PR-917 Kilómetros: 8.20 al 15.20 y Carretera PR-921 Kilómetros: 0.00 al 4.10	Este				Super Asphalt Pavement Corporation	Ing. Regino Navarro Rodríguez	\$2,053,218.00	\$2,053,218.00	0%	\$0.00	\$2,053,218.00	0%	\$0.00	0%	\$2,053,218.00	28-Oct-19	24-May-20	210	24-May-20	210	0%	24-May-20	59%	210	0%
R070000282	007282	Abriendo Caminos	Reparación y Mantenimiento de Pavimentos Región Norte, Unidad 1 (Programa Abriendo Caminos) PR-802, PR-164, PR-809, PR-791, PR-774, PR-496, PR-455, PR-124	Norte				Super Asphalt Pavement Corporation	Manuel Bermudez	\$4,019,260.65	\$4,019,260.65	0%	\$0.00	\$4,019,260.65	0%	\$1,591,625.53	40%	\$2,427,635.12	25-Oct-19	1-Apr-20	160	01-Apr-20	160	0%	1-Apr-20	80%	160	0%
R009000282	009282	Abriendo Caminos	Reparación y Mantenimiento de Pavimentos Carreteras Primarias, Expresos y Primarias Urbanas Región Metro, Unidad 1 (Programa Abriendo Caminos) PR-812, PR-833, PR-840, PR-863, PR-834	Metro				JR Asphalt, Inc.	David Montañez	\$775,714.29	\$775,714.29	0%	\$50,000.00	\$825,714.29	6%	\$0.00	0%	\$825,714.29	25-Oct-19	21-Feb-20	120	21-Feb-20	120	0%	15-May-20	63%	204	70%
R100000282	010282	Abriendo Caminos	Reparación y Mantenimiento de Pavimentos Carreteras Primarias, Expresos y Primarias Urbanas Región Metro, Unidad 2 (Programa Abriendo Caminos) PR-829, PR-874, PR-2, PR-37, PR-187, PR-47; Bayamon, Toa Alta, Carolina, Caguas, Toa Baja, San Juan	Metro				Super Asphalt Pavement Corporation	Victor Ortiz	\$2,981,982.35	\$2,981,982.35	0%	\$0.00	\$2,981,982.35	0%	\$462,611.72	16%	\$2,519,370.63	25-Oct-19	21-Feb-20	120	21-Feb-20	120	0%	7-May-20	65%	196	63%
R009999572	800572	Landslides	Corrección de daños en PR-423 Km. 1.1 y PR-112 Km. 15.1	Oeste	423/112	1.1/15.1		JJM Construction Corp.	Ing. Victor M. Medina Badillo	\$1,183,480.00	\$1,266,324.00	7%	\$278,090.00	\$1,544,414.00	30%	\$0.00	0%	\$1,544,414.00	21-Oct-19	18-Jan-20	90	17-Apr-20	180	100%	18-Apr-20	73%	181	101%
R009999573	800573	Landslides	Corrección de daños en PR-349 Km. 1.00	Oeste	349	1		Comas & Comas Corp.	Ing. Dennis Luciano	\$280,155.00	\$280,155.00	0%	\$329,145.00	\$609,300.00	117%	\$0.00	0%	\$609,300.00	21-Oct-19	18-Jan-20	90	18-Jan-20	90	0%	18-Jun-20	54%	242	169%
L000029007	002907	Geometric Improvements	Mejoras Geométricas en la Intersección de Carreteras PR-29 y PR-168 Kilómetros: 0.90 al 1.10	Metro	29	0.90	1.10	Gill Engineering Group, Inc.	Ing. Astrid Pagin Flores	\$1,038,682.00	\$1,038,682.00	0%	\$0.00	\$1,038,682.00	0%	\$0.00	0%	\$1,038,682.00	21-Oct-19	17-Apr-20	150	17-Apr-20	180	20%	17-Apr-20	73%	180	20%
R000177045	017745	Geometric Improvements	Mejoras Geométricas en la Intersección de la Carretera PR-177 y Avenida Juan Martínez	Metro	177			Obralec Contratista General, Inc.	Ing. Luis R. Pastor Reyes	\$709,463.00	\$709,463.00	0%	\$0.00	\$709,463.00	0%	\$0.00	0%	\$709,463.00	21-Oct-19	28-Mar-20	150	18-Mar-20	150	0%	28-Mar-20	82%	160	75%
R016000282	016282	Abriendo Caminos	Mantenimiento de Carreteras con Métodos de Alta Calidad Región Oeste, Unidad 4 (Programa Abriendo Caminos) PR-115 (Kms. 0.0 a 6.8, Añasco), PR-115 (Kms. 17.7 a 27.8, Aguada - Aguadilla), PR-402 (Km 0 a 8, Añasco), PR-467 (Kms 0 a 6.7, Aguadilla) y PR-485 (Km 0 a 4.2, Quebradillas) PR-411 (Km 11.4 a 18.4, Rincon), PR-416 (Km 0.0 a 7.8, Aguada) PR-303 (Km 0.0 a 14.5, Lajas-Cabo Rojo), PR-305 (Km 0.0 a 5.4, Lajas)	Oeste				A & N Roads Development	Ing. Osvaldo Lorenzo	\$5,599,560.14	\$5,599,560.14	0%	\$0.00	\$5,599,560.14	0%	\$0.00	0%	\$5,599,560.14	17-Oct-19	14-Mar-20	150	14-Mar-20	150	0%	14-Mar-20	91%	150	0%
R000522134	520134	Safety	Mejoras a la Seguridad Autopista Luis A. Ferré PR-52 Kilómetros: 52.30 al 55.50	Sur	52	52.30	55.50	R & F Asphalt Unlimited, Inc.	Ing. Milton J. CINTRÓN Dávila	\$4,533,208.40	\$4,533,208.40	0%	\$0.00	\$4,533,208.40	0%	\$0.00	0%	\$4,533,208.40	14-Oct-19	9-Jun-20	240	09-Jun-20	240	0%	9-Jun-20	58%	240	0%
R000002483	200283	Safety	Rehabilitación del Pavimento y Mejoras a la Seguridad Carretera PR-2, Kilómetros: 97.860 al 92.05	Norte	2	87.87	92.05	Del Valle Group, SP	Ing. Solimar Santiago Reyes	\$11,890,000.00	\$11,890,000.00	0%	\$0.00	\$11,890,000.00	0%	\$564,408.65	5%	\$11,325,591.35	14-Oct-19	4-Feb-21	480	04-Feb-21	480	0%	4-Feb-21	29%	480	0%
R000111135	111135	Reconstrucción	Mejoras a la Carretera PR-111, Kilómetros: 0.00 al 10.00	Oeste	111	0.00	10.00	Super Asphalt Pavement Corporation	Ing. Victor M. Medina Badillo	\$6,423,334.50	\$6,423,334.50	0%	\$0.00	\$6,423,334.50	0%	\$0.00	0%	\$6,423,334.50	7-Oct-19	29-Dec-20	450	29-Dec-20	450	0%	29-Dec-20	32%	450	0%
R000181106	181006	Landslides	Emergency Works PR-14, Km. 4.0, Tropical Storm Karen	Este				Best Work Construction, S.E.	Niaven General Contractor, Inc.	\$30,000.00	\$30,000.00	0%	\$0.00	\$30,000.00	0%	\$0.00	0%	\$30,000.00	1-Oct-19	28-Mar-20	180	28-Mar-20	180	0%	28-Mar-20	84%	180	0%
L000144031	014431	Landslides	Emergency Works PR-144, Joyosa, Tropical Storm Karen	Sur	144			Continental Construction & Consulting LLC	Agrim. Luis A. Velez Echevarria	\$544,524.68	\$544,524.68	0%	\$0.00	\$544,524.68	0%	\$0.00	0%	\$544,524.68	27-Sep-19	24-Mar-20	180	24-Mar-20	180	0%	24-Mar-20	87%	180	0%
R000014029	140029	Landslides	Emergency Works PR-14, Km. 4.0, Tropical Storm Karen	Sur	14	4.00		Transporte	Rodríguez	\$544,524.68	\$544,524.68	0%	\$0.00	\$544,524.68	0%	\$0.00	0%	\$544,524.68	27-Sep-19	24-Mar-20	180	24-Mar-20	180	0%	24-Mar-20	87%	180	0%
R000002306	200306	Pavement	Mejoras a la Seguridad Carretera PR-2 Kilómetros: 92.5 al 95.9	Oeste	2	92.5	95.9	Asfalto, Inc.	Rodríguez	\$3,758,224.00	\$3,758,224.00	0%	\$0.00	\$3,758,224.00	0%	\$21,310.20	1%	\$3,736,913.80	23-Sep-19	17-Aug-20	330	17-Aug-20	330	0%	17-Aug-20	48%	330	0%
R000020307	200307	Pavement	Rehabilitación del Pavimento y Mejoras a la Seguridad Carretera PR-2 Kilómetros: 95.9 al 100.06	Oeste	2	95.9	100.06	Asfalto, Inc.	Ing. Felix L. Hernández	\$4,385,792.00	\$4,385,792.00	0%	\$0.00	\$4,385,792.00	0%	\$0.00	0%	\$4,385,792.00	23-Sep-19	16-Sep-20	360	16-Sep-20	360	0%	16-Sep-20	44%	360	0%
R080000282	008282	Abriendo Caminos	Mantenimiento de Carreteras con Métodos de Alta Calidad, PR-662 (Km. 0.0 a 3.5 Arecibo), PR-638 (Km. 0.0 a 12.5 Arecibo), PR-658 (Km 0.0 a 2.7 Arecibo), PR-4431 (Km 0.0 a 6.0 Lares) y PR-6685 (Km 0.0 a 9.2 Manati) PR-643 (Km. 0.0 a 9 Manati), PR-667 (Km 0.0 a 2.4 Florida), PR-165 (Km 0.0 a 14.1 Toa Alta-Dorado) y PR-813 (Km 0.0 a 6.0 Naranjo)	Norte	Various			J.R. Site Construction, Corp.	Manuel Bermudez	\$3,832,908.74	\$3,832,908.74	0%	\$0.00	\$3,832,908.74	0%	\$2,082,829.28	54%	\$1,750,079.46	9-Sep-19	5-Feb-20	150	05-Feb-20	150	0%	9-Apr-20	81%	214	43%

Due to COVID-19 related halt of PRHTA construction activity in mid-March there are no updates to this data

3.2 CIP: Construction Post-Maria

Oracle Number	AC#	Project Type	Description	Region	Road Number	Project K/M Begin	Project K/M End	Contractor	Administrador	Original Cost	Revised Cost	% Change in Cost (Original vs Revised)	Projected Cost Increase	Projected Cost	% Change in Cost (Original vs Projected)	Amount Certified	% Certified	Projected Cost to Complete	NTP	Original Completion Date	Original Duration	Revised Completion Date	Revised Duration	% Change in Duration (Original vs Revised)	Projected Completion Date	Time Elapsed	Projected Duration	% Change in Duration (Original vs Projected)
R030000282	003282	Abriendo Caminos	Mantenimiento de Carreteras con Métodos de Alta Calidad Región aUR, Unidad 1 (Programa Abriendo Caminos) PR-132 (Kms. 12.5 a 21.4, Ponce), PR-511 (Kms. 0.0 a 15.0, Ponce), PR-133 (Kms 0.0 a 1.5, Ponce), PR-537 (Kms 0.0 a 1.2, Santa Isabel) y PR-538 (Kms 0.0 a 1.7, Santa Isabel) PR-541 (Kms. 0.0 a 1.2, Santa Isabel), PR-128 (Kms. 0.0 a 11.2, Yauco), PR-374 (Kms 0.0 a 5.5, Yauco)	Sur	Various			R & F Asphalt Unlimited, Inc.	Hector Melendez	\$3,406,876.10	\$3,406,876.19	0%	\$0.00	\$3,406,876.19	0%	\$1,005,463.60	30%	\$2,401,412.59	9-Sep-19	5-Feb-20	150	31-Mar-20	205	37%	31-Mar-20	85%	205	37%
R040000282	004282	Abriendo Caminos	Mantenimiento de Carreteras con Métodos de Alta Calidad, Región SUR, Unidad 2 (Programa Abriendo Caminos) PR-742 (Kms. 0.0 a 2.2, Guayama), PR-712 (Kms. 6.1 a 17.2, Salinas-Guayama), PR-726 (Kms 0.0 a 5.4, Abonito), PR-775 (Kms 0.0 a 1.5, Abonito) y PR-390 (Kms 0.0 a 1.5, Polhuela) PR-127 (Kms 0.0 a 4 Yauco) y PR-7722 (Kms 0.0 a 6.3, Abonito-Capopy)	Sur	Various			J.R Site Construction, Corp.	Robles Asphalt, Corp.	\$3,014,140.82	\$3,014,140.82	0%	\$0.00	\$3,014,140.82	0%	\$0.00	0%	\$3,014,140.82	9-Sep-19	5-Feb-20	150	05-Feb-20	150	0%	5-Apr-20	83%	210	40%
R060000282	006282	Abriendo Caminos	Mantenimiento de Carreteras con Métodos de Alta Calidad, PR-447 (Kms. 0.0 a 6.9 San Sebastián), PR-443 (Kms. 0 a 6.7 Aguadilla), PR-102 (Kms 17.6 a 19.5 Cabo Rojo), PR-307 (Kms 0.0 a 9.4 Cabo Rojo) y PR-312 (Kms 0.0 a 5.3 Cabo Rojo) PR-333 (Kms. 0 a 5 Guánica), PR-334 (Kms 0.0 a 2.3 Guánica), PR-105 (Kms 0.0 a 9.5 Mayagüez) y PR-106 (Kms 8 a 13.5 Mayagüez-Las Marias)	Oeste	Various			A & M Group, Inc.	Sr. Jose Pantoja	\$3,696,464.75	\$3,695,924.75	0%	\$0.00	\$3,695,924.75	0%	\$0.00	0%	\$3,695,924.75	9-Sep-19	5-Feb-20	150	05-Feb-20	150	0%	5-May-20	72%	240	60%
R015000282	015282	Abriendo Caminos	Mantenimiento de Carreteras con Métodos de Alta Calidad, PR-435 (Kms. 0.0 a 11.8, San Sebastián), PR-423 (Kms. 0 a 2.4, San Sebastián), PR-109 (Kms 20.9 a 29.1, San Sebastián), PR-4444 (Kms 1.1 a 2.2, Moca) y PR-125 (Kms 19 a 23.1, San Sebastián) PR-124 (Kms 0.0 a 12.6, Moca), PR-495 (Kms 0.0 a 6.3, Moca)	Oeste	Various			A & M Group, Inc.	Ing. Emmanuel Barreto	\$3,950,603.26	\$3,950,603.26	0%	\$0.00	\$3,950,603.26	0%	\$0.00	0%	\$3,950,603.26	9-Sep-19	5-Feb-20	150	05-Feb-20	150	0%	1-Apr-20	84%	206	37%
R000111043	111143	Landslides	Construction of Gabion Retaining Wall (3.66 M Height) PR-111 Km 53.45, Municipality of Uaudo	Norte	111	53.45		Constructora Nieves, Inc.	Ing. Edgar Rivera Rivera	\$191,494.10	\$191,494.10	0%	\$22,706.84	\$214,200.94	12%	\$128,166.33	67%	\$86,034.61	6-Sep-19	4-Nov-19	60	04-Nov-19	60	0%	30-Apr-20	74%	238	297%
R000111045	111145	Landslides	Construction of Gabion Retaining Wall (3.5 M Height) a PR-111 Km 54.27, Municipality of Uaudo	Norte	111	54.27		LJUANI General Contractor, Inc.	Ing. Edgar Rivera	\$273,338.40	\$273,338.70	0%	\$175,000.00	\$448,338.70	64%	\$127,440.18	47%	\$320,898.52	6-Sep-19	4-Dec-19	90	04-Dec-19	90	0%	30-Apr-20	74%	238	164%
R009999569	80569	Landslides	Construction of Gabion Retaining Wall at PR-111 Km 63.20, Municipality of Uaudo	Norte	111	63.20		Empresas JBR, Inc.	Ing. Edgar Rivera	\$333,344.00	\$333,340.00	0%	\$45,500	\$378,840.00	14%	\$127,228.84	38%	\$251,611.16	6-Sep-19	4-Nov-19	60	07-Nov-19	63	5%	28-Feb-20	101%	176	193%
R000111040	111140	Landslides	Embankment Stabilization Highway PR-111 Kilometros: 33.365	Norte	111	33.365		Gill Engineering Group, Inc.	Ing. Amilcar Nieves Santiago	\$419,690.00	\$914,570.00	118%	\$303,929.91	\$1,218,499.91	190%	\$81,817.00	9%	\$1,136,682.91	3-Sep-19	1-Dec-19	90	29-Apr-20	240	167%	26-Apr-20	76%	237	163%
R010000284	001284	Abriendo Caminos	Mantenimiento de Carreteras con Métodos de Alta Calidad, Mercado de Pavimento Autopista Luis A. Ferré, PR-52, Caguas a Ponce, Kilómetros: 14.00 al 108.00	Sur	52	14	108	Super Asphalt Pavement Corporation	Ing. Jonathan Cruz Sánchez	\$1,925,150.00	\$1,925,150.00	0%	\$0.00	\$1,925,150.00	0%	\$0.00	0%	\$1,925,150.00	27-Aug-19	22-Apr-20	240	22-Apr-20	240	0%	22-Apr-20	78%	240	0%
R020000284	002284	Abriendo Caminos	Mantenimiento de Carreteras con Métodos de Alta Calidad Y Mercado De Pavimento Carretera PR-2, Kilómetros: 81.00 al 161.00 Hatillo a Mayagüez	Oeste	2	81	161	Nieves & Nieves, Engineers and Contractors, Inc.	Ing. David Saldana	\$2,248,925.00	\$2,248,925.00	0%	\$0.00	\$2,248,925.00	0%	\$0.00	0%	\$2,248,925.00	26-Aug-19	21-Apr-20	240	21-Apr-20	240	0%	21-Apr-20	78%	240	0%
R050000282	005282	Abriendo Caminos	Mantenimiento de Carreteras con Métodos de Alta Calidad, PR-119 (Kms. 59.9 a 63.4 Maricao - Mayagüez), PR-2 (Kms. 160.4 a 195.5 Hormigueros-Sabana Grande-San German-Guánica), PR-124 (Kms 0.0 a 16.1 Las Marias), PR-498 (Kms 0.0 a 3.6 Las Marias) y PR-397 (Kms 0.0 a 4.3 Las Marias)	Oeste	Various			Transporte Rodriguez Adallo, Inc.	Sr. Moyses Rivera	\$3,735,806.64	\$4,488,267.84	20%	\$0.00	\$4,488,267.84	20%	\$278,373.80	6%	\$4,209,894.04	26-Aug-19	22-Jun-20	150	22-Jun-20	150	0%	19-Feb-20	106%	178	19%
BCN0029006	002906	Bridge Repair	Reemplazo de Superestructura de los Puentes Núm. 1131 y 1132 Sobre Rio Honda Carretera PR-29 Kilómetros: 1.40	Metro	29	1.4		Ing. Vivian L. De Constructora Harte Jesús Rivera		\$101,118,410.00	\$9,863,200.00	-3%	\$0.00	\$9,863,200.00	-3%	\$2,062,109.60	21%	\$7,801,090.40	19-Aug-19	10-Nov-20	450	12-Jan-21	513	14%	10-Nov-20	43%	450	0%
RCN0020065	002065	Safety	Mejoras a Seguridad Expreso Rafael Marinéz Nadal, PR-20 km. 0.0-10.0	Metro	20	0	10	Desarrolladora JA, Inc.	Ing. Juan C. Arroyo Ramirez	\$19,469,055.00	\$20,184,845.00	4%	\$513,500.00	\$20,698,345.00	6%	\$4,012,010.13	20%	\$16,686,334.87	12-Aug-19	1-Feb-21	540	01-Feb-21	540	0%	1-Feb-21	37%	540	0%
R000053083	005383	Safety	Mejoras a la Seguridad PR-53, Kilómetros: 0.639 al 7.90	Este	53	0.64	7.90	Del Valle Group, SP	Ing. Onix Rosario Morales	\$11,091,000.00	\$11,120,245.00	0%	\$0.00	\$11,120,245.00	0%	\$1,120,828.91	10%	\$9,999,416.09	22-Jul-19	13-Oct-20	450	13-Oct-20	450	0%	13-Oct-20	49%	450	0%
BCN0143054	014354	Bridge Repair	Rehabilitación del Puente Núm. 780 Sobre el Rio Matrullas, Carretera PR 143, Kilómetro: 36.00	Norte	143	36.0	36.184	Empresas JBR, Inc.	Ing. José Garcia Marrero	\$228,192.00	\$228,192.00	0%	\$75,000.00	\$303,192.00	33%	\$0.00	0%	\$303,192.00	1-Jul-19	27-Nov-19	150	27-Nov-19	150	0%	29-Jun-20	67%	365	143%
RCN9999356	800356	Bridge Repair	Extensión a Alajuca Carretera PR-135 Kilómetro: 19.00 (Anteriormente 78.50)	Sur	135	19.00	19.042	Nieves & Nieves, Engineers and Contractors, Inc.	Ing. Francisco Coesa	\$366,000.00	\$363,000.00	0%	\$0.00	\$363,000.00	0%	\$245,240.65	68%	\$117,759.35	24-Jun-19	20-Dec-19	180	20-Dec-19	180	0%	28-Feb-20	100%	250	39%
RCN0656005	065605	Landslides	Reconstrucción de Carretera PR-656, Kilómetro: 2.30	Norte	656	2.30		Nieves & Nieves, Engineers and Contractors, Inc.	Ing. Jivela Jitau Adames	\$4,884,000.00	\$4,919,958.00	1%	\$0.00	\$4,919,958.00	1%	\$1,074,614.22	22%	\$3,845,343.78	24-Jun-19	17-Jun-20	360	17-Jun-20	360	0%	29-Jun-20	67%	372	3%
RCN0111311	111311	Landslides	Corrección de Deslizamiento Carretera PR-111, Kilómetros: 56.6 al 56.8 (anteriormente Kms. 4.0 al 4.2)	Norte	111	56.60	56.80	Maglez Engineering and Contractors	Ing. Edgar Rivera	\$1,588,977.00	\$1,598,977.00	2%	\$0.00	\$1,598,977.00	2%	\$103,159.64	6%	\$1,495,817.36	13-Jun-19	6-Jun-20	360	06-Jun-20	360	0%	30-Nov-20	49%	537	49%

Due to COVID-19 related halt of PRHTA construction activity in mid-March there are no updates to this data

3.2 CIP: Construction Post-Maria

Oracle Number	AC #	Project Type	Description	Region	Road Number	Project KM Begin	Project KM End	Contractor	Administrador	Original Cost	Revised Cost	% Change in Cost (Original vs Revised)	Projected Cost Increase	Projected Cost	% Change in Cost (Original vs Projected)	Amount Certified	% Certified	Projected Cost to Complete	NTP	Original Completion Date	Original Duration	Revised Completion Date	Revised Duration	% Change in Duration (Original vs Revised)	Projected Completion Date	Time Elapsed	Projected Duration	% Change in Duration (Original vs Projected)
R040000471	004271	PEMoC	Programa Estatal de Modernización de Carreteras (PEMoc), Región Norte, Unidad 4, Repavimentación Carreteras PR-652, (Kms. 4.63 a 13.1), PR-811 (Kms. 0.00 a 5.90) y PR-866 (Kms. 0.00 a 7.80)	Norte	Various			Professional Asphalt, LLC	Ing. Juan O. Badillo Vélez	\$3,439,000.00	\$3,439,000.00	0%	\$502,550.00	\$3,941,550.00	15%	\$2,037,523.31	59%	\$1,904,026.69	31-May-19	23-Jul-20	420	23-Jul-20	420	0%	23-Jul-20	65%	420	0%
R010000282	001282	Abriendo Caminos	Mantenimiento de Carreteras con Métodos de Alta Calidad, PR-750 (Kms. 0.0 a 2.61 Maunabo), PR-901 (Kms. 1.1 a 15.1 Maunabo y Yabucoa), PR-931 (Kms 0.0 a 7.5 San Lorenzo y Garabito), PR-944 (Kms 0.0 a 6.0 Garabito) y PR-971 (Kms 0.0 a 9.9 Nagabo, Ceiba y Fajardo)	Este	Various			Harry Auto Kool, I Resto Ramos	Ing. Carlos M.	\$3,189,977.00	\$3,574,477.00	12%	\$0.00	\$3,574,477.00	12%	\$238,699.12	7%	\$3,335,777.88	31-May-19	27-Oct-19	150	21-Feb-20	267	78%	30-Mar-20	90%	305	103%
BCN9912002	991202	Bridge Repair	Rehabilitación del Puente Núm. 1058 Sobre Río Grande de Loiza, Carretera PR-9912, Kilómetros: 0.1, Barrio Cayaguas	Este	#N/A			CAC Crepro Builders, LLC	Ing. Angel L. Santiago Galarza	\$3,730,000.00	\$3,730,000.00	0%	\$0.00	\$3,730,000.00	0%	\$479,752.24	13%	\$3,250,247.76	31-May-19	22-Aug-20	450	22-Aug-20	450	0%	22-Aug-20	61%	450	0%
B000428001	042801	Critical Bridges	Instalación de Puente Vehicular Modular de Acero Num 2574 Sobre Rio Prieto en Carretera Local (OFF) PR-428 Km 2.0 Group C	Oeste	428			Desarrolladora JA, Inc.	Ing. José B. González Vélez	\$1,485,650.00	\$1,578,876.64	6%	\$0.00	\$1,578,876.64	6%	\$928,198.91	59%	\$650,677.73	23-May-19	18-Dec-19	210	18-Mar-20	301	43%	18-Mar-20	94%	301	43%
R000012006	001206	Safety	Mejoras a la Seguridad PR-12, Kilómetros: 0.00 al 6.4	Sur	12	0	6.4	Venegas Construct	Ing. Julio Baez	\$11,198,911.00	\$11,389,111.00	2%	\$0.00	\$11,389,111.00	2%	\$5,210,870.33	46%	\$6,178,240.67	20-May-19	9-Nov-20	540	09-Nov-20	540	0%	9-Nov-20	53%	540	0%
R000522135	520135	Pavement	Rehabilitación del Pavimento y Mejoras a la Seguridad, Autopista Luis A. Ferré PR-52, Kilómetros: 95.00 al 99.00	Sur	52	95	99	Ferrovial Agromán, LLC	Agromán, Luis A. Vélez Echevarría	\$7,060,788.00	\$8,590,636.00	22%	\$0.00	\$8,590,636.00	22%	\$3,228,913.94	26%	\$6,361,722.06	20-May-19	11-Aug-20	450	11-Aug-20	450	0%	11-Aug-20	63%	450	0%
T009999533	800533	DTL	Construcción de Carreteras Gerencia de Congestión Vehicular, Carreteras de Peaje Variable (DTV), Fase III, Unidad 4, Autopista Luis A. Ferré PR-52 Kilómetros: 0.15 a 3.1	Metro	52			Ferrovial Agromán, LLC	Sr. Angel Rivera Rosario	\$13,112,005.00	\$13,123,451.00	0%	\$70,000.00	\$13,193,451.00	1%	\$4,168,482.82	32%	\$9,024,968.18	13-May-19	5-Jul-20	420	05-Jul-20	420	0%	5-Jul-20	70%	420	0%
R040000269	004269	PEMoC	Programa Estatal De Modernización De Carreteras (PEMoc) Región Este, Unidad 4, Reconstrucción De Carreteras: PR-735 Kilómetros: 0.0 al 1.5, Cidex, PR-926, Kilómetros: 0.0 al 3.8, Las Piedras, PR-941, Kilómetros: 7.8 al 11.8, Garabito	Este	#N/A			Super Asphalt Pavement Corporation	Ing. Saúl O. Almada Cruz	\$2,149,370.00	\$2,154,271.69	0%	\$0.00	\$2,154,271.69	0%	\$1,343,823.94	62%	\$810,447.75	15-Apr-19	8-Feb-20	300	08-Feb-20	300	0%	8-Feb-20	107%	300	0%
T009999534	800534	DTL	Construcción de Carreteras Gerencia de Congestión Vehicular, Carreteras de Peaje Variable (DTV), Fase III, Unidad 3, PR-18, PR-52 y PR-1 San Juan	Metro	52			Del Valle Group, SP	Ing. Hipólito A. Vázquez Cortiano	\$13,193,000.00	\$13,340,722.97	1%	\$222,188.81	\$13,562,911.78	3%	\$3,577,182.24	27%	\$9,985,729.54	18-Mar-19	9-Jun-20	450	09-Jun-20	450	0%	30-Jun-20	74%	471	5%
R000018070	001870	DTL	Reconstrucción de Carreteras Región Sur, Unidad 3 - PR-163 (4.5 Kms. Ponce), PR-359 (2.3 Kms. Yauco), PR-308 (5.27 Kms. Yauco), PR-389 (0.5 Kms. Guánica), PR-610 (2.3 Kms. Juana Díaz), PR-542 (2.0 Kms. Santa Isabel) y PR-543 (1.2 Santa Isabel)	Metro	18			Del Valle Group, SP	Ing. Hipólito A. Vázquez Cortiano	\$8,949,000.00	\$9,199,489.81	3%	\$140,000.00	\$9,339,489.81	4%	\$4,644,523.55	50%	\$4,694,966.26	8-Mar-19	1-Mar-20	360	01-Mar-20	360	0%	30-May-20	80%	450	25%
R030000270	003270	PEMoC	Scouring Mitigation For Bridge No. 881 Over Sonadora Creek, PR-497 km 2.4, Bridge No. 1531 Over Unionson Creek, PR-441 Km 10.2 in the municipalities San Sebastián - Jayuya.	Sur	0			JM Caribbean Builders Corp.	Ing. Julio Baez	\$7,077,162.00	\$7,230,570.00	2%	\$0.00	\$7,230,570.00	2%	\$4,844,169.34	67%	\$2,386,400.66	5-Mar-19	26-Jun-20	480	26-Jun-20	480	0%	26-Jun-20	75%	480	0%
B009999562	800562	Critical Bridges	Mejoras a la Seguridad Carretera PR-10, Ponce - Adjuntas, Kilómetros: 0.00 al 29.80	Oeste	Various			JJM Construction	Ing. Victor M. Medina Badillo	\$598,400.88	\$649,690.88	9%	\$0.00	\$649,690.88	9%	\$404,575.35	62%	\$245,115.53	1-Mar-19	28-Jul-19	150	23-Oct-19	237	58%	21-Mar-20	95%	387	158%
R000010188	100088	Safety	Reconstrucción de Carreteras Región Oeste, Unidad 1 (PEMoC), PR-107 (0.6 Kms., Aguadilla), PR-119 (3.3 Kms., San Sebastián), PR-128 (5.0 Kms., Maticao), PR-347 (4.7 Kms., San Germán), PR-409 (4.9 Kms., Las Marías), PR-441 (3.0 Kms., Aguada) y PR-459 (5.9 Kms., Isabéla)	Oeste	0			Transporte Rodriguez Asfalto, Inc.	Ing. Ivonne Rivera Orsini	\$6,299,876.00	\$7,322,960.05	16%	\$0.00	\$7,322,960.05	16%	\$3,136,437.80	43%	\$4,186,522.25	8-Feb-19	29-Sep-20	600	29-Sep-20	600	0%	29-Sep-20	64%	600	0%
B009999548	800548	Critical Bridges	Clasificación Restrictiva for Bridges: No. 105, At PR-955, KM 2.1, Río Grande; No. 176, at PR-14, KM 56.6, Albornoz; No. 1123 at PR-359, KM 0.25 Yauco; No. 158, PR-123 KM 59.9, Uhuado	Este	Various			Constructora Santiago II Corporation	Ing. Saúl O. Almada Cruz	\$2,050,000.00	\$2,032,430.00	-1%	\$0.00	\$2,032,430.00	-1%	\$1,799,084.32	89%	\$233,345.68	5-Feb-19	4-Jul-19	150	20-Oct-19	258	72%	22-Mar-20	95%	412	175%
B000100031	010031	Bridge Repair	Trabajos para la Preservación de los Puentes Núm. 1471, 1473, 2836 y 2835 Carretera PR-100, Kilómetros: 0.6 y 0.8 Hormigueros	Oeste	100	0.60	0.80	EJ Construction, SE	Ing. Angel L. Acevedo Torres	\$4,175,004.00	\$4,166,538.00	0%	\$0.00	\$4,166,538.00	0%	\$1,138,103.15	27%	\$3,028,434.85	18-Jan-19	11-Apr-20	450	11-Apr-20	450	0%	11-Apr-20	91%	450	0%
R000030118	300118	Pavement	Rehabilitación del Pavimento y Mejoras a la Seguridad Expreso Cruz Ortiz Stella, PR-30, Desde kilómetro: 7.30 hasta kilómetro: 14.40	Este	30			Ferrovial Agromán, LLC	Ing. Leandro Rodríguez Dieppa	\$12,866,618.00	\$13,586,108.10	6%	\$0.00	\$13,586,108.10	6%	\$6,477,472.00	48%	\$7,108,636.10	11-Jan-19	4-May-20	480	04-May-20	480	0%	31-Oct-20	63%	660	38%
R000522140	520140	Pavement	Rehabilitación de Pavimento Autopista Luis A. Ferré PR-52 Km. 71.60-77.00 Santa Isabel	Sur	52			Del Valle Group, SP	Ing. Nelly Maldonado Rivera	\$15,685,104.00	\$15,771,504.00	1%	\$0.00	\$15,771,504.00	1%	\$3,054,069.33	19%	\$12,717,434.67	11-Jan-19	3-Jul-20	540	03-Jul-20	540	0%	30-Dec-20	58%	720	33%
TCN0522131	520131	DTL	Construcción de Carreteras para el Manejo de Congestión Vehicular, Carreteras con Peaje Variable (DTV), Fase 2, Unidad 1, Autopista Luis A. Ferré PR-52, Estaciones: 30+80.00 a 63+00.00	Metro	52			Ferrovial Agromán, LLC	Ing. Eric Conde Lesprier	\$18,956,788.00	\$18,956,788.00	0%	\$0.00	\$18,956,788.00	0%	\$8,562,410.54	45%	\$10,394,377.46	10-Jan-19	3-Apr-20	450	03-Apr-20	450	0%	6-Jun-20	81%	514	14%

Due to COVID-19 related halt of PRHTA construction activity in mid-March there are no updates to this data

3.2 CIP: Construction Post-Maria

Oracle Number	AC#	Project Type	Description	Region	Road Number	Project KM Begin	Project KM End	Contractor	Administrador	Original Cost	Revised Cost	% Change in Cost (Original vs Revised)	Projected Cost Increase	Projected Cost	% Change in Cost (Original vs Projected)	Amount Certified	% Certified	Projected Cost to Complete	NTP	Original Completion Date	Original Duration	Revised Completion Date	Revised Duration	% Change in Duration (Original vs Revised)	Projected Completion Date	Time Elapsed	Projected Duration	% Change in Duration (Original vs Projected)
TCN052143	520143	DTL	Construcción de Carreles para el Manejo de Congestión Vehicular, Carreles con Peaje Variable (DTL), Fase 2, Unidad 2, Autopiasta Luis A. Ferré PR-52, Estaciones: 15-00.00 a 30-80.00	Metro	52			Constructora Santiago H. Corporation	Eric Conde Levrier	\$15,999,892.00	\$16,918,931.00	6%	\$150,000.00	\$17,068,931.00	7%	\$7,492,790.78	44%	\$9,576,140.22	10-Jan-19	4-Mar-20	420	28-Apr-21	840	100%	28-Apr-21	49%	840	100%
RCN0066039	006639	Safety	Mejoras a la Seguridad Autopiasta Roberto Sanchez Villaflor PR-66 km 0.00 al 20.00 Carolina-Cañovanas-Rio Grande	Este	66			Maglez Engineering and Contractors Corporation	Ing. Angel L. Santiago Galarza	\$9,141,778.00	\$9,524,060.50	4%	\$0.00	\$9,524,060.50	4%	\$4,223,436.68	44%	\$5,300,623.82	8-Jan-19	2-Mar-20	420	27-Jan-21	751	79%	27-Jan-21	56%	751	79%
F000173033	017333	Safety	Highway Safety Improvements PR-173, Km. 0.0 to Km. 9.0 Municipalities of Cidra - Aibonito	Este	173	0.00	9.00	Maglez Engineering and Contractors Corporation	Ing. Marvin Sosa González	\$2,737,327.00	\$3,109,329.75	14%	\$0.00	\$3,109,329.75	14%	\$1,138,602.10	37%	\$1,970,727.65	8-Jan-19	3-Nov-19	300	02-Mar-20	420	40%	2-Feb-20	107%	391	30%
RCN0152035	015235	Safety	Mejoras a la Seguridad Carretera PR-152, Kilómetros: 0.00 al 11.25 Barranquitas-Naranjito	Norte	152	0.00	11.25	R/O Rental Equipment	Ing. José A. García Marrero	\$2,404,528.50	\$2,404,528.50	0%	\$120,000.00	\$2,524,528.50	5%	\$837,520.40	35%	\$1,687,008.10	13-Nov-18	9-Aug-19	270	29-Jan-20	443	64%	30-Apr-20	89%	535	98%
RCN0152037	015237	Safety	Mejoras a la Seguridad Carretera PR-152, Kilómetros: 13.65 al 20.50 Barranquitas-Naranjito	Norte	152			Gill Engineering Group, Inc.	Ing. Raúl Ocasio Fernández	\$1,467,868.00	\$1,631,842.80	11%	\$50,000.00	\$1,681,842.80	15%	\$1,179,177.18	72%	\$502,665.62	13-Nov-18	9-Aug-19	270	23-Jan-20	437	62%	30-Apr-20	89%	535	98%
RCN0521133	520133	Pavement	Reparación y Mantenimiento de Pavimentos Carreteras Primarias, Expresa y Primarias Urbanas Región Norte, Unidad 2 (Programa Abrindo Caminos)	Norte	0			Del Valle Group, SP	Ing. María M. Rivera Santiago	\$16,256,000.00	\$16,464,750.00	1%	\$0.00	\$16,464,750.00	1%	\$3,886,134.03	24%	\$12,578,615.97	31-Oct-18	22-Apr-20	540	22-Apr-20	540	0%	3-Jul-20	80%	612	13%
R030000275	003275	Abriendo Caminos	Reparación y Mantenimiento de Pavimentos Carreteras Primarias, Expresa y Primarias Urbanas Región Norte, Unidad 2 (Programa Abrindo Caminos)	Norte	0			Del Valle Group, SP	Miguel Rullán	\$4,619,000.00	\$4,619,000.00	0%	\$250,000.00	\$4,869,000.00	5%	\$4,277,371.70	93%	\$591,628.30	30-Oct-18	27-Apr-19	180	30-Sep-19	336	87%	29-May-20	84%	578	221%
FCN2003009	020309	Traffic Signals	Reconstrucción de Carreteras Región Oeste, Unidad 2 Carretera PR-115 (6.6 Km), PR-417 (3.0 Km) y PR-4417 (5.1 Km), Aguada, Carretera PR-119 (6.9 Km.), San Sebastián, Carretera PR-443 (3.2 Km) y PR-460 (1.4 Km), Aguadilla y Carretera PR-444, Moca (PEMoc)	Este	203			Bermudez, Longo Díaz-Masó, LLC	Ing. Luis Rodríguez Reyes	\$1,592,358.30	\$1,528,445.86	-4%	\$125,000.00	\$1,653,445.86	4%	\$936,028.79	61%	\$717,417.07	22-Oct-18	19-Ago-19	180	24-Mar-20	520	189%	24-Mar-20	95%	520	189%
R020000273	002273	PEMoc	Reconstrucción de Carreteras Región Norte, Unidad 1 Carreteras PR-146 (Kms. 18.8 a 21.9 y 28.1 a 28.3) y PR-149 (Kms. 22.7 a 40.0 varios tramos), Ciales, Carretera PR-453 (Kms. 0.0 a 6.4), Lajas, Carretera PR-568 (Kms 0.0 a 5.0), Orocovis, y Carretera PR-773 (Kms. 0.0 a 3.4), Barranquitas (PEMoc)	Norte	0			Super Asphalt Pavement Corporation	Ing. Moraima Figueroa Morales	\$6,263,573.20	\$6,263,573.20	0%	\$500,000.00	\$6,763,573.20	8%	\$4,578,702.10	73%	\$2,184,871.10	10-Sep-18	31-May-20	630	31-May-20	630	0%	31-May-20	85%	630	0%
R020000271	002271	PEMoc	Reconstrucción de Carreteras Región Norte, Unidad 2 Carreteras PR-111 (3.7 Km), Uaquo, Carretera PR-119 (6.7 Km), Camuy, Carretera PR-149 (2.0 Km), Manatí, Carretera PR-635 (5.5 Km.), Arcecho y Carretera PR-481 (3.9 Km), Barceloneta (PEMoc)	Norte	0			Super Asphalt Pavement Corporation	Ing. José M. Rosario Rivera	\$4,163,800.00	\$5,110,793.40	23%	\$0.00	\$5,110,793.40	23%	\$3,340,690.03	65%	\$1,770,103.37	10-Sep-18	30-Jun-20	660	30-Jun-20	660	0%	30-Jun-20	81%	660	0%
R010000273	001273	PEMoc	Reconstrucción de Carreteras Región Oeste, Unidad 1 Carretera PR-105 (5.0 Km), Maricao, Carretera PR-120 (5.3 Km.), Las Marias, Carretera PR-303 (2.0 Km.), Lajas y Carretera PR-333 (1.8 Km) y PR-3116 (1.5 Km.), Guánica	Oeste	0			Maglez Engineering and Contractors Corporation	Ing. Hector Martell Barbosa	\$4,637,287.00	\$4,630,066.50	0%	\$0.00	\$4,630,066.50	0%	\$2,647,627.45	57%	\$1,982,439.05	10-Sep-18	2-Mar-20	540	02-Mar-20	540	0%	30-Apr-20	90%	599	11%
BCN0191043	019143	Bridge Replacement	Reemplazo del Puente Núm. 194 Sobre Río Blanco, Carretera PR-31 Kilómetros: 8.80	Este	31	8.80		Del Valle Group, SP	Ing. Pamela Ortiz Olaso	\$9,414,000.00	\$10,322,701.37	10%	\$640,000.00	\$10,962,701.37	16%	\$3,125,220.92	30%	\$7,837,480.45	10-Sep-18	6-Jul-19	300	01-Jun-20	631	110%	1-Jan-20	85%	631	110%
R030000271	003271	PEMoc	Reconstrucción de Carreteras Región Este, Unidad 3 Carretera PR-164 (5.1 Km), Naranjito, Carretera PR-665 (4.4 Km), Florida, Carretera PR-6685 (5.0 Km), Manatí y Carretera PR-819 (1.3 Km), Toa Baja (PEMoc)	Norte	0			Super Asphalt Pavement Corporation	Ing. Amilcar Nieves Santiago	\$3,905,136.00	\$3,863,850.00	-1%	\$585,000.00	\$4,448,850.00	14%	\$3,221,070.94	83%	\$1,227,779.06	7-Sep-18	27-Jul-20	690	27-Jul-20	690	0%	27-Jul-20	78%	690	0%
R020000269	002269	PEMoc	Reconstrucción de Carreteras Región Este, Unidad 2 Carretera PR-3 (Kms. 95.1 a 96.2 y 96.9 a 97.9), Yahucua, Carreteras PR-173 (Kms. 10.4 a 11.7 y 13.7 a 17.1), Cidra, Carretera PR-941 (Kms. 0.0 a 4.0) Garabo y Carretera PR-192 (Kms. 0.0 a 3.2), Naguabo (PEMoc)	Este	0			Puerto Rico Asphalt, LLC	Ing. Regino Rodríguez	\$2,995,000.00	\$3,683,890.00	23%	\$0.00	\$3,683,890.00	23%	\$3,715,071.53	101%	(\$31,181.53)	7-Sep-18	28-Feb-20	540	28-Feb-20	540	0%	28-Feb-20	100%	540	0%
R030000269	003269	PEMoc	Reconstrucción de Carreteras Región Este, Unidad 3 Carreteras PR-790 (Kms. 0.0 a 3.0) y PR-792 (Kms. 0.0 a 2.0), Aguas Buenas, Carretera PR-936 (Kms. 0.0 a 4.3 y 5.7 a 6.4), Las Piedras, Carreteras PR-983 (Kms 0.0 a 6.7), PR-988 (Kms. 0.0 a 13.25), PR-991 (Kms. 0.0 a 1.8) y PR-992 (Kms. 6.15 a 7.40), Loquillo (PEMoc)	Este	0			Super Asphalt Pavement Corporation	Ing. Saúl O. Almada Cruz	\$4,228,567.00	\$4,383,296.00	4%	\$0.00	\$4,383,296.00	4%	\$3,096,886.29	71%	\$1,286,409.71	20-Aug-18	10-Feb-20	540	10-Feb-20	540	0%	10-Feb-20	104%	540	0%
R010000269	001269	PEMoc	Reconstrucción de Carreteras Región Este, Unidad 1 Carretera PR-194 (Kms. 0.0 a 3.0), Fajardo, Carreteras PR-874 (Kms. 3.7 a 5.6), PR-8874 (Kms. 0.0 a 0.9) y PR-951 (Kms. 0.0 a 1.9), Canovanas y Carretera PR-975 (Kms. 0.0 a 5.0), Ceiba (PEMoc 2018)	Este	0			Unique Builders, Inc.	Ing. Joan A. Arroyo Torres	\$3,695,542.50	\$4,160,206.80	13%	\$0.00	\$4,160,206.80	13%	\$2,933,408.79	71%	\$1,226,798.01	13-Aug-18	3-Feb-20	540	29-May-20	656	21%	29-May-20	86%	656	21%

Due to COVID-19 related halt of PRHTA construction activity in mid-March there are no updates to this data

3.2 CIP: Construction Post-Maria

Oracle Number	AC #	Project Type	Description	Region	Road Number	Project KM Begin	Project KM End	Contractor	Administrador	Original Cost	Revised Cost	% Change in Cost (Original vs Revised)	Projected Cost Increase	Projected Cost	% Change in Cost (Original vs Projected)	Amount Certified	% Certified	Projected Cost to Complete	NTP	Original Completion Date	Original Duration	Revised Completion Date	Revised Duration	% Change in Duration (Original vs Revised)	Projected Completion Date	Time Elapsed	Projected Duration	% Change in Duration (Original vs Projected)
R010000270	001270	PEMoC	Reconstrucción de Carreteras Región Sur, Unidad 1 Carreteras PR-139 (Kms. 0.0 a 1.1), PR-503 (Kms. 0.3 a 1.3 y 2.0 a 3.35) y PR-604 (Kms. 0.1 a 1.0), Ponce; Carretera PR-140 (Kms. 0.0 a 5.3), Jayuya; Carretera PR-375 (Kms 0.0 a 3.4), Yauco y Carretera PR-518 (Kms 0.0 a 9.5), Adjuntas (PEMoC)	Sur	0			Robles Asphalt, Corp.	Ing. Damari M. Santiago Torres	\$3,929,789.90	\$4,161,247.49	6%	\$78,595.80	\$4,239,843.29	8%	\$3,711,951.66	89%	\$527,891.63	10-Aug-18	31-Jan-20	540	03-May-20	633	17%	3-Mar-20	90%	633	17%
R020000270	002270	PEMoC	Reconstrucción de Carreteras Región Sur, Unidad 2 Carretera PR-53 (Kms 0.0 a 1.7), Amayo Carreteras PR-153 (Kms 11.41 a 12.6) y PR-702 (Kms 0.0 a 1.5), Cosmeo Carretera PR-510 (Kms. 1.2 a 3.0), Juan Diaz, Carreteras PR-536 (Kms 0.0 a 2.0) y PR-543 (Kms 0.0 a 2.0), Santa Isabel, Carretera PR-712 (Kms 10.0 a 14.1), Guayama y Carretera PR-725 (Kms 4.2 a 6.8), Abonito (PEMoC)	Sur	0			Robles Asphalt, Corp.	Ing. Milton J. CINTRÓN DÁVILA	\$4,372,398.40	\$4,548,148.40	4%	\$0.00	\$4,548,148.40	4%	\$4,248,260.85	93%	\$299,887.55	8/10/2018	30-Apr-20	630	03-May-20	633	0%	3-May-20	90%	633	0%
TCN0522130	520130	DTL	Construcción de Carriles para el Manejo de Congestión Vehicular, Carriles con Peaje Variable (DTL, Fase I, Unidad 1) Autopista Luis A. Ferré PR-52	Metro	52			Constructora Santiago II, Corporation	Ing. Eric Conde Lesprier	\$14,160,315.00	\$14,170,783.16	0%	\$0.00	\$14,170,783.16	0%	\$9,826,851.35	69%	\$4,343,931.81	8-Aug-18	31-Oct-19	450	05-Feb-20	547	22%	30-Apr-20	90%	632	40%
TCN0522141	520141	DTL	Construcción de Carriles para el Manejo de Congestión Vehicular, Carriles con Peaje Variable (DTL, Fase I, Unidad 2) Autopista Luis A. Ferré PR-52	Metro	52			Ferrovial Agrómín, LLC	Ing. Eric Conde Lesprier	\$12,907,535.00	\$12,948,327.55	0%	\$0.00	\$12,948,327.55	0%	\$9,257,959.20	71%	\$3,690,368.35	8-Aug-18	31-Oct-19	450	31-Mar-20	602	34%	15-May-20	88%	647	44%
TCN0522142	520142	DTL	Construcción de Carriles para el Manejo de Congestión Vehicular, Carriles con Peaje Variable (DTL, Fase I, Unidad 3) Autopista Luis A. Ferré PR-52	Metro	52			Ferrovial Agrómín, LLC	Ing. Eric Conde Lesprier	\$10,932,655.00	\$10,939,459.55	0%	\$0.00	\$10,939,459.55	0%	\$8,933,225.74	82%	\$2,006,233.81	8-Aug-18	1-Oct-19	420	10-Feb-20	552	31%	10-May-20	89%	642	53%
B000002493	200293	Bridge Repair	Preservación del Puente Núm. 2032 Soler PR-128, Carretera PR-2 Kilómetro: 197.8	Oeste	2	197.80	198.03	EJ Construction, SE	Ing. José O. Toro Martínez	\$1,220,004.00	\$1,903,891.25	56%	\$150,000.00	\$2,053,891.25	68%	\$1,201,255.12	63%	\$852,636.13	24-May-18	19-Mar-19	300	10-Mar-20	657	119%	10-Mar-20	98%	657	119%
111	Total							30-Apr-2020		\$532,677,100.62	\$546,135,348.36		\$6,235,489.13	\$552,368,837.49		\$176,180,228.05		\$382,188,609.44			34130	37975				41442		

	Summary CIP and SPI		
	Original	Revised	Projected
Total Program Cost (\$)	\$532,677,100.62	\$546,135,348.36	\$552,368,837.49
% Change in Total Program Cost		2.5%	3.7%
Sum of Project Duration (days)	34130	37975	41442
% Change in Program Duration		11.3%	21.4%

Due to COVID-19 related halt of PRHTA construction activity in mid-March there are no updates to this data

3.3 EFLHD Report: PRHTA - Task Order/Emergency Relief Contract Status

REGION	AC NUMBER	TASK ORDER	MUNICIPALITY	CARR	KM	ORIGINAL COST	REVISED COST	PROJECTED COST	% COMPLETE	WORK PERFORMED	CERTIFIED TO DATE	Paid After July 1st	NTP DATE	REVISED COMPLETION DATE	ORIGINAL DURATION	FINAL / PROJECTED DURATION
EAST	806536	16	YABUCOA	920	2.2	\$27,673.80	\$55,164.65	\$55,164.65	100.00%	\$ 55,164.65	\$55,164.65	N/A	3/5/2018	4/5/2019	45	396
EAST	806536	19	YABUCOA	901	11.8	\$43,765.35	\$71,004.95	\$71,004.95	100.00%	\$ 71,004.95	\$71,004.95	N/A	3/5/2018	4/5/2019	60	396
EAST	806536	20	YABUCOA	906	1.1	\$54,200.74	\$19,310.17	\$19,310.17	100.00%	\$ 19,310.17	\$0.00	\$0.00	3/5/2018	4/10/2019	60	401
EAST	806536	23	YABUCOA	906	9.8-10.0	\$182,975.64	\$182,975.64	\$182,975.64	100.00%	\$ 182,975.64	\$182,975.64	N/A	3/5/2018	4/12/2019	60	403
EAST	806536	24	YABUCOA	908	4.97	\$46,247.90	\$46,247.90	\$46,247.90	100.00%	\$ 46,247.90	\$46,247.90	N/A	3/5/2018	4/5/2019	60	396
EAST	806536	26	YABUCOA	908	11.3	\$164,613.10	\$162,883.90	\$162,883.90	100.00%	\$ 162,883.90	\$162,883.90	N/A	3/5/2018	4/5/2019	60	396
EAST	806536	27	YABUCOA	908	11.73	\$29,649.50	\$42,973.91	\$42,973.91	100.00%	\$ 42,973.91	\$42,973.91	N/A	3/5/2018	4/5/2019	60	396
EAST	806536	33	YABUCOA	920	4	\$27,440.65	\$81,495.80	\$81,495.80	100.00%	\$ 81,495.80	\$81,495.80	N/A	3/5/2018	4/5/2019	45	396
EAST	811536	7	NAGUABO	3	68.2	\$437,620.00	\$437,620.00	\$437,620.00	100.00%	\$ 437,620.00	\$437,620.00	N/A	9/10/2018	4/5/2019	150	207
EAST	811536	7	NAGUABO	31	2.9	\$437,620.00	\$437,620.00	\$437,620.00	100.00%	\$ 437,620.00	\$437,620.00	N/A	9/10/2018	4/5/2019	150	207
EAST	811536	10	SAN LORENZO	919	10.5	\$115,556.30	\$115,556.30	\$119,801.02	100.00%	\$ 115,556.30	\$119,801.02	\$0.00	3/5/2018	6/30/2019	60	482
EAST	837536	AC-837536	YABUCOA	3	99.2	\$709,000.00	\$1,046,207.00	\$1,189,507.90	80.00%	\$ 836,965.60	\$405,000.00	\$54,183.89	5/23/2018	5/1/2020	189	709
METRO	806536	8	TRUJILLO ALTO	181	59.6	\$53,521.75	\$89,773.13	\$70,000.00	100.00%	\$ 89,773.13	\$60,272.24	\$28,060.79	3/5/2018	5/24/2019	90	445
METRO	806536	10	TRUJILLO ALTO	181	60.2	\$53,521.75	\$253,916.50	\$233,000.00	100.00%	\$ 253,916.50	\$189,885.82	\$152,145.27	3/5/2018	5/24/2019	90	445
METRO	808536	11	BAYAMON	832	0	\$85,438.50	\$85,438.50	\$85,438.50	100.00%	\$ 85,438.50	\$85,438.50	N/A	3/5/2018	12/16/2018	180	286
NORTH	806536	3	UTUADO	111	54.4	\$464,159.00	\$1,338,056.86	\$1,338,056.86	98.00%	\$ 1,311,295.72	\$1,235,683.68		1/9/2018	4/24/2020	26	836
NORTH	809536	17	ARECIBO	123	74.2	\$453,333.33	\$791,710.41	\$791,710.41	100.00%	\$ 791,710.41	\$791,710.41	N/A	3/3/2018	1/7/2019	150	310
NORTH	809536	17	CIALES	146	28	\$453,333.33	\$791,710.41	\$791,710.41	100.00%	\$ 791,710.41	\$791,710.41	N/A	3/3/2018	1/7/2019	150	310
NORTH	809536	17	VEGA BAJA	160	1.6	\$453,333.33	\$791,710.41	\$791,710.41	100.00%	\$ 791,710.41	\$791,710.41	N/A	3/3/2018	1/7/2019	150	310
NORTH	824536	18	OROCOVIS	157	0.9	\$285,652.80	\$664,473.50	\$664,473.50	100.00%	\$ 664,473.50	\$549,928.53	\$507,391.81	3/5/2018	7/31/2019	45	513
NORTH	824536	23	OROCOVIS	157	0.7	\$226,410.15	\$374,848.03	\$374,408.03	100.00%	\$ 374,848.03	\$0.00	In Process \$374,408.03	7/17/2019	2/29/2020	75	227
NORTH	824536	24	OROCOVIS	157	0.4	\$99,442.05	\$228,572.15	\$228,572.15	100.00%	\$ 228,572.15	\$0.00	In Process \$228,572.15	7/17/2019	2/29/2020	75	227
NORTH	826536	7	MOROVIS	155	45.95	\$352,559.82	\$222,190.82	\$222,190.82	100.00%	\$ 222,190.82	\$222,190.82	N/A	3/5/2018	4/15/2019	90	406
NORTH	827536	8	CIALES	146	10.6	\$121,664.76	\$527,481.99	\$527,481.99	95.00%	\$ 501,107.89	\$135,300.02	\$0.00	1/19/2018	3/29/2020	30	800
NORTH	827536	9	CIALES	146	19.75	\$210,876.10	\$244,887.12	\$378,315.00	13.00%	\$ 31,835.33	\$60,581.32	\$0.00	1/19/2018	3/29/2020	45	800
NORTH	827536	10	CIALES	146	23.1	\$39,073.25	\$69,677.83	\$69,677.83	98.00%	\$ 68,284.27	\$21,916.12	\$0.00	1/19/2018	3/29/2020	15	800
NORTH	827536	12	CIALES	149	14.6	\$446,636.10	\$712,559.45	\$712,559.45	98.00%	\$ 698,308.26	\$39,702.44	\$0.00	6/30/2018	3/29/2020	90	638
NORTH	827536	13	CIALES	146	11.2	\$44,842.75	\$67,830.27	\$67,830.27	95.00%	\$ 64,438.76	\$12,842.49	\$0.00	3/8/2018	3/29/2020	75	752
NORTH	827536	15	CIALES	146	9.3	\$252,515.50	\$446,607.43	\$446,607.43	85.00%	\$ 379,616.32	\$58,998.99	\$0.00	1/19/2018	3/29/2020	90	800
NORTH	827536	17	CIALES	146	4.1	\$25,168.75	\$176,770.12	\$176,770.12	98.00%	\$ 173,234.72	\$0.00	\$0.00	3/5/2018	3/29/2020	60	755
NORTH	838536	AC-838536	COROZAL	568	23.35	\$838,927.00	\$930,904.67	\$930,904.67	100.00%	\$ 930,904.67	\$345,898.97		5/29/2018	8/31/2019	60	459
NORTH	838536	AC-838536	COROZAL	568	23.4											
NORTH	838536	AC-838536	COROZAL	568	23.9											
NORTH	838536	AC-838536	VEGA BAJA	676	6.9											
NORTH	838536	AC-838536	VEGA BAJA	676	7.2											
NORTH	838536	AC-838536	VEGA BAJA	688	3.6											
NORTH	843536	1	COROZAL	164	12.4	\$107,240.20	\$107,240.20	\$107,240.20	100.00%	\$ 107,240.20	\$107,240.20	N/A	3/5/2018	4/10/2019	45	401
NORTH	843536	2	COROZAL	5568	0.7	\$312,371.96	\$153,530.41	\$153,530.41	85.00%	\$ 130,500.85	\$54,739.38	\$27,269.00	1/23/2018	4/24/2020	45	822
NORTH	848536	3	TOA ALTA	823	1	\$142,016.94	\$142,016.94	\$142,016.94	100.00%	\$ 142,016.94	\$142,016.94		3/5/2018	4/15/2019	45	406
NORTH	848536	5	BAYAMON	830	1.6	\$143,694.47	\$145,215.07	\$145,215.07	100.00%	\$ 145,215.07	\$145,215.07	\$80,000.00	3/5/2018	6/5/2019	45	457
NORTH	14080	AC-014080	UTUADO	140	29.9	\$1,763,000.00	\$2,707,650.70	\$2,768,334.74	39.00%	\$ 1,055,983.77	\$1,069,695.36	\$675,934.35	4/16/2018	6/10/2020	208	786
NORTH	14515	AC-014515	CIALES	145	1	\$2,144,000.00	\$4,822,054.59	\$4,822,054.59	97.00%	\$ 4,677,392.95	\$3,004,029.36	\$2,058,342.61	4/2/2018	2/19/2020	210	688
SOUTH	12329	AC-012329	ADJUNTAS	123	30.8	\$113,234.25	\$229,785.37	\$354,785.37	45.00%	\$ 103,403.42	\$124,051.39	\$521,792.17	2/11/2019	9/30/2020	60	597
SOUTH	12329	AC-012329	ADJUNTAS	123	34.8	\$113,234.25	\$229,785.37	\$354,785.37	100.00%	\$ 229,785.37	\$124,051.39	\$521,792.17	2/11/2019	2/29/2020	60	383
SOUTH	12329	AC-012329	ADJUNTAS	123	37.4	\$113,234.25	\$229,785.37	\$354,785.37	100.00%	\$ 229,785.37	\$124,051.39	\$521,792.17	2/11/2019	2/29/2020	60	383
SOUTH	12329	AC-012329	ADJUNTAS	123	37.8	\$113,234.25	\$229,785.37	\$354,785.37	100.00%	\$ 229,785.37	\$124,051.39	\$521,792.17	2/11/2019	2/29/2020	60	383
SOUTH	12329	AC-012329	ADJUNTAS	123	42	\$113,234.25	\$229,785.37	\$354,785.37	100.00%	\$ 229,785.37	\$124,051.39	\$521,792.17	2/11/2019	2/29/2020	60	383
SOUTH	12329	AC-012329	ADJUNTAS	123	43	\$113,234.25	\$229,785.37	\$354,785.37	100.00%	\$ 229,785.37	\$124,051.39	\$521,792.17	2/11/2019	2/29/2020	60	383
SOUTH	12329	AC-012329	ADJUNTAS	123	44.1	\$113,234.25	\$229,785.37	\$354,785.37	100.00%	\$ 229,785.37	\$124,051.39	\$521,792.17	2/11/2019	2/29/2020	60	383
SOUTH	12329	AC-012329	ADJUNTAS	123	44.3	\$113,234.25	\$229,785.37	\$354,785.37	100.00%	\$ 229,785.37	\$124,051.39	\$521,792.17	2/11/2019	2/29/2020	60	383
SOUTH	15107	AC-015107	VILLALBA	151	0.17	\$1,642,000.00	\$2,722,642.04	\$2,522,642.04	100.00%	\$ 2,722,642.04	\$1,926,847.96	\$0.00	4/2/2018	10/31/2019	315	577
SOUTH	806536	29	ADJUNTAS	135	6.1	\$54,577.50	\$101,094.90	\$101,080.37	100.00%	\$ 101,094.90	\$101,080.37	\$0.00	3/5/2018	12/1/2018	60	271
SOUTH	807536	7	PONCE	10	20.3	\$110,450.55	\$453,268.96	\$452,867.11	100.00%	\$ 453,268.96	\$125,694.93	\$0.00	3/5/2018	10/31/2018	45	240
SOUTH	807536	12	VILLALBA	151	3.8-4.2	\$467,818.71	\$1,564,496.54	\$1,764,496.54	92.00%	\$ 1,439,336.82	\$878,071.53	\$486,393.60	3/5/2018	4/24/2020	70	781
SOUTH	807536	17	ADJUNTAS	143	1.7	\$211,743.00	\$211,743.00	\$211,743.00	100.00%	\$ 211,743.00	\$171,214.57	\$0.00	10/4/2018	12/30/2018	60	87
SOUTH	813536	11	GUAYAMA	179	13	\$336,406.10	\$943,835.94	\$943,835.94	100.00%	\$ 943,835.94	\$489,931.88	\$0.00	10/15/2018	7/31/2019	60	289
SOUTH	825536	17	COAMO	14	38.8	\$342,575.00	\$342,575.00	\$342,575.00	100.00%	\$ 342,575.00	\$342,575.00	\$0.00	10/11/2018	12/10/2018	60	60

Due to COVID-19 related halt of PRHTA construction activity in mid-March there are no updates to this data

3.3 EFLHD Report: PRHTA - Task Order/Emergency Relief Contract Status

REGION	AC NUMBER	TASK ORDER	MUNICIPALITY	CARR	KM	ORIGINAL COST	REVISED COST	PROJECTED COST	% COMPLETE	WORK PERFORMED	CERTIFIED TO DATE	Paid After July 1st	NTP DATE	REVISED COMPLETION DATE	ORIGINAL DURATION	FINAL / PROJECTED DURATION
SOUTH	826536	4	ADJUNTAS	131	1.2	\$129,121.67	\$129,011.45	\$133,333.33	100.00%	\$ 129,011.45	\$91,840.39	\$0.00	3/5/2018	3/8/2019	150	368
SOUTH	826536	4	JAYUYA	144	5.1	\$129,121.67	\$129,011.45	\$133,333.33	100.00%	\$ 129,011.45	\$91,840.39	\$0.00	3/5/2018	3/8/2019	150	368
SOUTH	826536	4	JAYUYA	5144	0.1	\$129,121.67	\$129,011.45	\$133,333.33	100.00%	\$ 129,011.45	\$91,840.39	\$0.00	3/5/2018	3/8/2019	150	368
SOUTH	826536	12	VILLALBA	143	39	\$191,399.49	\$308,138.44	\$308,138.44	100.00%	\$ 308,138.44	\$303,996.20	\$0.00	3/5/2018	3/15/2019	85	375
SOUTH	826536	13	SALINAS	1	93.3	\$124,161.50	\$329,115.50	\$329,115.50	100.00%	\$ 329,115.50	\$329,115.50	\$0.00	8/4/2018	11/27/2018	45	115
SOUTH	844536	12	ADJUNTAS	123	27.85	\$61,523.50	\$95,933.47	\$95,933.47	100.00%	\$ 95,933.47	\$95,933.47	\$0.00	6/10/2018	5/31/2019	60	355
SOUTH	844536	1	ADJUNTAS	131	2.55-5.0	\$250,259.20	\$344,724.72	\$344,724.72	100.00%	\$ 344,724.72	\$299,711.52	\$0.00	3/5/2018	5/31/2019	90	452
SOUTH	844536	13	ADJUNTAS	123	30.45	\$269,840.60	\$259,460.22	\$259,460.22	100.00%	\$ 259,460.22	\$233,077.16	\$0.00	6/10/2018	5/31/2019	40	355
WEST	802536	10	MOCA	110	14.9 - 15.1	\$1,497,218.00	\$1,835,963.02	\$1,835,963.02	100.00%	\$ 1,835,963.02	\$1,826,432.02	\$8,876.00	4/23/2018	6/30/2019	183	425
WEST	812536	9	AGUADA	411	9.7	\$196,424.30	\$528,015.70	\$567,792.74	85.00%	\$ 448,813.35	\$72,873.73	\$62,617.31	3/5/2018	4/15/2020	45	199
						\$18,898,733.03	\$31,852,212.50	\$33,205,066.71		\$29,137,119.14	\$20,423,983.39	\$8,315,551.99			5331	27427
Cost Increase =						69%	76%	Completion =	91%	64%	26%	Time Increase = 414%				
						current	projected	Work	Paid to date	Paid since Jul 2010						

4.1 Liquidity: Weekly Cash Flows

COMMONWEALTH OF PUERTO RICO
Puerto Rico Highways and Transportation
13-Week Rolling Cash Flow Forecast

Actual (Act.) / Projected (Fcst.):	Actual													Fcast.						13-Week Total	FY2020 Total	Original LP FY 2020	Variance to Total	
	Act.	Act.	Act.	Act.	Act.	Act.	Act.	Act.	Act.	Act.	Act.	Act.	Act.	Fcst.	Fcst.	Fcst.	Fcst.	Fcst.	Fcst.					
(5000's)	Week #: 2/14	2/21	2/28	3/6	3/13	3/20	3/27	1 4/3	2 4/10	3 4/17	4 4/24	5 5/1	6 5/8	7 5/15	8 5/22	9 5/29	10 6/5	11 6/12	12 6/19	13 6/26				
Operating Receipts:																								
1 Toll Fares	1,232	1,436	1,264	4,230	1,504	1,349	-	115	5,804	126	1,926	1,354	3,194	2,798	2,073	1,537	81	5,812	69	3,326	3,211	83,087	145,762	62,675
2 Transit Revenues	-	-	-	-	-	-	-	-	-	-	-	-	-	-	-	-	-	-	-	-	-	-	6,761	6,761
3 Electronic Toll Fines	-	-	-	-	-	-	-	-	-	-	-	-	-	-	-	-	-	-	-	-	-	-	13,067	13,067
4 Other Income	190	14	237	1,044	34	85	178	312	99	1,720	460	332	1,379	98	176	259	206	159	153	209	1,175	10,543	11,612	1,069
5 Total Operating Receipts	1,422	1,450	1,501	5,274	1,538	1,434	178	427	5,903	1,846	2,386	1,686	4,573	2,896	2,249	1,796	287	5,971	222	3,535	\$4,386	\$93,630	\$177,202	\$83,572
Intra-Government Receipts:																								
6 Transfer from Government of PR	-	-	-	-	-	-	-	-	-	-	-	-	-	-	-	-	-	-	-	-	6,000	14,108	-	(14,108)
7 Special State Grant	7,000	-	-	-	-	-	-	-	-	-	-	-	-	-	-	-	-	-	-	-	-	7,000	46,305	39,305
8 PR Gov. Infrastructure Funding	-	-	3,945	1,666	-	-	-	5,611	-	-	-	-	-	-	-	-	5,611	-	-	5,611	11,222	61,721	181,834	120,113
9 Total Intra-Government Receipts	7,000	-	3,945	1,666	-	-	-	5,611	-	-	-	-	-	-	-	-	5,611	-	-	5,611	\$17,222	\$82,829	\$228,139	\$145,310
Other Receipts [Separate Federal Transf]																								
10 Federal Aid - FHWA & Earmarked Project	493	46	3,826	273	6,353	334	-	10,478	-	10,478	-	-	10,478	-	10,478	-	10,478	-	10,478	-	12,574	149,970	251,480	101,510
11 Federal Aid - FTA (Sec. 5307 & Sec. 5309)	-	-	-	-	-	-	-	-	-	-	1,700	-	-	-	-	1,700	-	-	-	10,764	14,164	30,877	29,464	(1,413)
12 Emergency Reconstruction Program - FH	1,348	1,625	528	-	-	-	-	3,358	-	3,358	-	-	3,358	-	3,358	-	3,358	-	3,358	-	3,358	20,858	80,594	59,736
13 Emergency Reconstruction Program - FEI	-	-	-	29	-	-	-	-	-	-	-	-	-	-	-	-	-	-	-	-	356	356	21,111	20,755
14 Emergency Reconstruction Program - FTJ	-	-	-	-	-	-	-	-	-	-	-	-	-	-	-	-	-	-	-	-	-	-	-	-
15 Total Other Receipts	1,841	1,671	4,354	273	6,382	334	-	13,836	-	13,836	1,700	-	13,836	-	13,836	1,700	13,836	-	13,836	10,764	30,096	202,061	382,649	180,588
16 Total Receipts	10,263	3,121	5,855	9,492	9,586	1,768	178	19,875	5,903	15,683	4,086	7,297	18,409	2,896	16,086	3,496	19,735	5,971	14,058	19,910	\$51,704	\$378,520	\$787,990	\$409,470
Operating Disbursements:																								
17 Payroll & Related Costs	(1,290)	(163)	(1,440)	(653)	(2,063)	(88)	(4,186)	(118)	(1,666)	(883)	(1,001)	(222)	(1,580)	(1,276)	(1,375)	(161)	(1,260)	(952)	(1,011)	(654)	(8,269)	(50,091)	(46,372)	3,719
18 Retirement Contributions (PayGo)	-	-	-	-	-	-	-	-	(2,900)	-	(2,900)	-	-	-	-	(2,900)	-	-	-	(2,900)	(8,700)	(35,175)	(35,469)	(294)
19 Christmas Bonus	-	-	-	-	-	-	-	-	-	-	-	-	-	-	-	-	-	-	-	-	(480)	-	-	480
20 Payments for Facilities and Public Service	(34)	(17)	(69)	(27)	-	-	(109)	(26)	(101)	(800)	-	-	(13)	(25)	(4)	(842)	(51)	(4)	(1,650)	(4)	(2,940)	(8,132)	(16,264)	(8,132)
21 Purchased Services	(7,643)	(1,798)	(505)	(31)	(1,985)	-	(4,968)	-	(2,973)	-	(4,526)	-	-	(2,973)	-	(4,526)	-	(2,973)	-	(4,526)	(17,344)	(87,060)	(126,491)	(39,431)
22 Donations, Subsidies and Distributions	-	-	(64)	-	-	-	-	-	-	(1,545)	-	-	(28)	-	(1,545)	-	-	-	-	(1,642)	(3,213)	(9,009)	(16,403)	(7,394)
23 Transportation Expenses	(8)	(118)	(1)	(69)	(1)	(66)	-	(33)	-	(48)	-	(53)	(3)	(47)	(5)	(52)	-	(29)	-	(87)	(1,670)	(1,670)	(1,262)	408
24 Professional Services	(398)	(48)	(531)	(35)	(91)	-	(14)	(365)	(827)	(198)	(528)	(428)	(257)	(1,193)	-	(257)	(681)	(1,378)	(1,545)	(221)	(3,100)	(19,626)	(25,964)	(6,338)
25 Other Operating Disbursements	(7)	(32)	(9)	(303)	(2)	-	(9)	(513)	(68)	(7)	(3)	(1)	(53)	(5)	(3)	(171)	(2)	(5)	(439)	(27)	(706)	(1,953)	(19,776)	(17,823)
26 Advertisements	-	-	-	-	-	-	-	-	-	-	-	-	-	-	-	-	-	-	-	-	-	-	-	-
27 Total Operating Disbursements	(9,380)	(2,176)	(2,619)	(1,091)	(4,169)	(154)	(9,177)	(1,137)	(8,460)	(1,237)	(11,302)	(705)	(1,935)	(5,519)	(1,388)	(10,451)	(1,995)	(5,341)	(4,644)	(10,062)	(\$44,444)	(\$213,196)	(\$288,001)	(\$74,805)
28 Capital Expenditures - Federal	(11,743)	(955)	(4,106)	(1,007)	(1,148)	(9,654)	(1,769)	-	(8,692)	-	(8,692)	-	-	(7,726)	-	(7,726)	-	(7,726)	-	(7,726)	(9,271)	(164,440)	(266,244)	(101,804)
29 Capital Expenditures - State	(926)	(4,756)	(2,825)	(1,923)	(3,402)	(2,860)	(3)	-	(6,839)	-	(6,839)	-	-	(6,023)	-	(6,023)	-	(6,023)	-	(6,023)	(8,191)	(125,343)	(205,720)	(80,377)
30 Emergency Reconstruction Program	-	-	(2,132)	-	(654)	(1,619)	(230)	-	(2,624)	-	(2,624)	-	-	(2,293)	-	(2,293)	-	(2,293)	-	(2,293)	(2,970)	(21,970)	(81,414)	(59,445)
31 Emergency Reconstruction Program - FEI	-	-	-	-	-	-	-	-	(930)	-	(930)	-	-	(930)	-	(930)	-	(930)	-	(930)	-	-	(22,325)	-
32 Total Disbursements	(22,049)	(7,887)	(11,682)	(4,021)	(9,373)	(14,287)	(11,179)	(1,137)	(27,545)	(1,237)	(30,387)	(705)	(1,935)	(22,490)	(1,388)	(27,423)	(1,995)	(22,312)	(4,644)	(27,033)	(64,198.53)	(\$24,948)	(863,704)	(316,431)
33 Net Cash Flow	(11,786)	(4,766)	(5,827)	5,471	213	(12,519)	(11,001)	18,738	(21,642)	14,445	(26,301)	6,592	16,474	(19,594)	14,698	(23,927)	17,740	(16,341)	9,415	(7,123)	(12,494.21)	(\$146,428)	(\$75,714)	(\$70,714)
Unrestricted Bank Cash Balance Roll-For																								
34 Beginning Cash Balance	\$226,921	\$216,135	\$211,427	\$205,789	\$211,055	\$209,551	\$198,701	\$187,700	\$206,438	\$184,797	\$199,242	\$172,942	\$179,533	\$196,008	\$176,414	\$191,112	\$167,185	\$184,925	\$168,584	\$177,999	\$303,861	\$303,861	\$303,861	-
35 Net Cash Flow	(11,786)	(4,766)	(5,827)	5,471	213	(12,519)	(11,001)	18,738	(21,642)	14,445	(26,301)	6,592	16,474	(19,594)	14,698	(23,927)	17,740	(16,341)	9,415	(7,123)	(146,428)	(\$146,428)	(575,714)	-
36 Other Inflows	1,002	58	205	11	1,669	-	-	-	-	-	-	-	-	-	-	-	-	-	-	-	26,926	26,926	-	-
37 Other Outflows	(2)	-	(16)	(205)	(1,728)	-	-	-	-	-	-	-	-	-	-	-	-	-	-	-	(32,901)	(32,901)	-	-
38 Ending Bank Cash Balance	\$216,135	\$211,427	\$205,789	\$211,055	\$209,551	\$198,701	\$187,700	\$206,438	\$184,797	\$199,242	\$172,942	\$179,533	\$196,008	\$176,414	\$191,112	\$167,185	\$184,925	\$168,584	\$177,999	\$170,876	\$151,458.19	\$151,458	\$228,147	-

Cash as of 6.28.2019	303,861	216,135	211,427	205,789	211,055	209,551	198,701	187,700	206,438	184,797	199,242	172,942	179,533	196,008	176,414	191,112	167,185	184,925	168,584	177,999	170,876	26,000	Tab. CAPEX - Transfers \$51M
Cash CAPE	264,313	196,326	192,286	187,577	188,865	191,709	177,910	175,908	195,356	176,271	190,108	171,023	176,635	190,471	173,500	187,336	170,365	189,813	172,842	186,678	186,082		
Cash Opex	39,548	19,809	19,141	18,212	22,190	17,842	20,791	11,792	11,083	8,526	9,134	1,918	2,899	5,537	2,914	3,775	(3,180)	(4,888)	(4,258)	(8,679)	(15,207)		
Total Cash	303,861	216,135	211,427	205,789	211,055	209,551	198,701	187,700	206,438	184,797	199,242	172,942	179,533	196,008	176,414	191,112	167,185	184,925	168,584	177,999	170,876		

In case Insufficient Opex funds occur:																							
Cash Loan due to CAPEX	-	-	-	-	-	-	-	-	-	-	-	-	-	-	-	-	3,180	4,888	4,258	8,679	15,207		
Cash CAPEX	196,326	192,286	187,577	188,865	191,709	177,910	175,908	195,356	176,271	190,108	171,023	176,635	190,471	173,500	187,336	167,185	184,925	168,584	177,999	170,876			
Cash Opex	19,809	19,141	18,212	22,190	17,842	20,791	11,792	11,083	8,526	9,134	1,918	2,899	5,537	2,914	3,775	-	-	-	-	-			
Total Cash	216,135	211,427	205,789	211,055	209,551	198,701	187,700	206,438	184,797	199,242	172,942	179,533	196,008	176,414	191,112	167,185	184,925	168,584	177,999	170,876			

Comments

- 2 These revenues are used as a credit in Tre
- 35 Line used to register transfers between ba
- 36 Line used to register transfers between ba

4.2 Liquidity: Bank Balances (restricted and unrestricted)

Bank	Account Name	Account Number	GL Account #	Notes on Account	Restricted (Yes/No)	Closing Bank Balance
Oriental Bank						
Oriental	Construction	1960269874	111001	Main operating account	No	2,439,828
Oriental	General	1960269574	111002	ZBA Account - Operational	No	-
Oriental	Quick cks	1960004676	111006	ZBA Account - Operational	No	
Oriental	Money Markets	1960269074	111044	Sweeps amounts in excess of \$5.8M from construction account.	No	
Oriental	Deposit Law 30 & 31	3225252489		Deposit Law 30 & 31	No	39,036
Oriental	CD Oriental 6/25/2017	3101954968/1		CD Oriental 6/25/2017	No	
Oriental	FTA	1960046672	111005	Federal Transit Administration account	Yes	18,949
Oriental - Total						2,497,814

Banco Popular (BPPR)						
BPPR	Dietas	020-835078	111013	Account related to payroll taxes	No	1,329,388
BPPR	Nominas	020-835353	111011	Payroll account	No	1,329,928
BPPR	Federal Highway CMIA - BPPR	030-050510	111014	Federal Highway CMIA - BPPR	Yes	3,585,898
BPPR	PRHWA Backup	030-020220		PRHWA Backup	No	0
BPPR	Fondos Restrictos - BPPR (PEAJE)	030-055210		Fondos Restrictos - BPPR (PEAJE)	Yes	6,438,058
BPPR	Ingreso de Peajes	020-835116	111016	Relates to toll collections used for 68/98 Resolution	No	160,643
BPPR	Peaje electronico	020-010303	111018	Toll collection account	Yes	5,000 ^A
BPPR	Multas Autoexpreso	020-011520		Collections from fines used to paydown GILA overdue A/P	No	43,832
BPPR	Consolidated Escrow	030-826411		Distributes funds to Metropistas and to toll collection account (5116)	Yes	8,495,941 ^A
BPPR	ILR	030-826438		Toll collection account. Balance in excess of \$5,000 transferred to escrow account (6411)	Yes	5,000 ^A
BPPR	FEMA Emergencia Huracan Irma	030-086663		Federal Fund FEMA	Yes	-
BPPR	FEMA Emergencia Huracan Maria	030-086671		Federal Fund FEMA	Yes	28,563
BPPR	CD Fotomulta	1110000002	CD Fotomulta	CD Fotomulta	No	
BPPR	CD Reserva Nomina (6/7/2019)	1110000004		CD Reserva Nomina (6/7/2019)	No	
BPPR	CD CAÑO	1		CD CAÑO (7/17/2017)	No	
BPPR - Total						21,421,262

Banco Santander						
Santander	Autoridad de Carreteras	3004992473		FHGV	Yes	148,048,090
Santander	Autoridad de Carreteras	3004997726		Abriendo Caminos - Varios Proyectos	Yes	474,917
Santander - Total						148,523,007

172,442,073	Bank Balance
(8,505,941)	Restricted
163,936,132	Net Bank Balance
(1,317,288)	Outstanding as of 4/24
(86,115)	Issued on Week 5/1
-	Cobrados on Week 5/1
162,532,728	Book Balance
162,473,500	BV Per Cash Flow
59,228	Difference
5,389,169	Cash Opex 5/1/2020
158,546,963	Cash Capex 5/1/2020
163,936,132	Total for CF purposes
8,505,941	Restricted (Escrow)
172,442,073	Bank Balance
-	Difference

^A Represents restricted bank accounts not considered in our Cash Flow analysis therefore we decided subtract them in order to show a more accurate cash balance available for operation purposes. This restriction is imposed by the grantors and contributors, as well as the bondholders through debt covenants.

5.0 Balance Sheet

In \$ Thousands	Mar-19	Mar-20
Due to COVID-19 related accounting delays, this data is pending an update.		
Assets		
Current assets	12,824	33,118
Restricted assets	316,485	412,899
Capital assets, net	9,368,530	9,321,646
Highways and bridge under concession agreement, net	199,206	199,932
<u>Other non-current assets</u>		
Total assets	9,897,044	9,967,595
<u>Deferred outflow of resources</u>	75,287	81,643
Total assets and deferred outflow of resources	9,972,332	10,049,238
Liabilities		
Current liabilities	1,943,686	1,995,076
<u>Non-current liabilities</u>	5,777,291	6,191,399
Total liabilities	7,720,977	8,186,475
<u>Deferred inflows of resources</u>	1,070,133	1,091,724
Total liabilities and deferred inflows of resources	8,791,110	9,278,198
Net position		
Net investment in capital assets	2,465,526	2,276,469
Restricted for debt services	-	-
Restricted for construction	206,130	255,999
<u>Unrestricted</u>	(1,490,434)	(1,761,428)
<u>Total net position</u>	1,181,222	771,039
Total liabilities, deferred inflow of resources and net positions	9,972,332	10,049,238

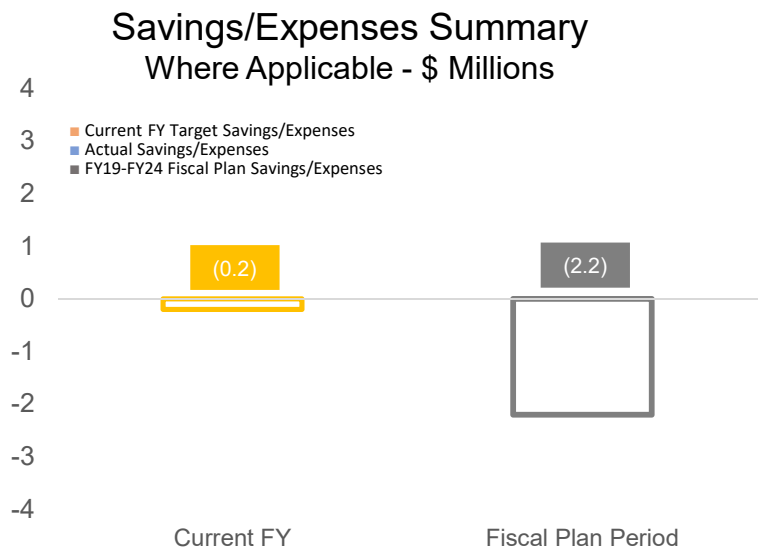


PRHTA Implementation Program Status Report



1 – Enhance Board Composition				<i>PMO Lead</i>	For internal Use	Overall Program	R
<i>Driver</i>	Fiscal Plan	<i>Program Phase</i>	Under Review	<i>Support</i>	For internal Use	<i>Report Date</i>	5/15/2020

Description	Accomplishments
Establish an independent board of administration leaders and independent industry experts.	<ul style="list-style-type: none"> Developed position requirements, and roles and responsibilities for board members. Developed legislation and held conversations on introduction to legislature. Held preliminary conversations with executive search firms to identify scope of support. Identified three headhunters to support board member search.
Overall Status Summary	Issues/ Risks and Mitigations
The Government has developed draft legislation, which is being reviewed internally. HTA has received initial proposals (and has requested updates) from executive search firms to locate qualified board candidates for the Governor’s consideration. This measure has been delayed by one-year.	<ul style="list-style-type: none"> There is uncertainty over likelihood of passage within the legislature.
	Decisions Required



#	KPI	May	Apr	Mar	Feb
1	Draft Legislature bill	G	G	G	G
2	Introduce bill in Legislature by beginning of Summer 2020 term	R	R	R	R
3	Enacting bill into law by governor	R	R	R	R
4	Engage search firm	G	G	G	G
5	Timely approval and offer of candidates	N/A	N/A	N/A	N/A
6	Hold initial meeting [1-1]	N/A	N/A	N/A	N/A
7	Hold monthly meetings	N/A	N/A	N/A	N/A
8	Number of potential members interviewed	N/A	N/A	N/A	N/A
9	Number of potential members offered board position	N/A	N/A	N/A	N/A

[1-1] – Enhance Board Composition Metrics will be available upon establishment of the board in accordance with the workplan.



PRHTA Implementation Program Status Report



2 – Rollout Organizational KPIs				<i>PMO Lead</i>	For internal Use	Overall Program	G
<i>Driver</i>	Fiscal Plan	<i>Program Phase</i>	Execution	<i>Support</i>	For internal Use	<i>Report Date</i>	5/15/2020

Description	Accomplishments
Increase transparency around customer welfare, financial discipline and operational execution through performance measurement and tracking.	<ul style="list-style-type: none"> PRHTA has established executive level KPIs for Fiscal Plan Reporting. PRHTA’s construction office has proposed updated KPIs to the FOMB Team. Enhanced construction and pre-construction reporting rolled out with April 2019 reporting to FOMB, including added metrics for greater capex transparency.
Overall Status Summary	Issues/ Risks and Mitigations
<p>PRHTA has developed high level metrics for external reporting through Fiscal Plan implementation process for each fiscal plan initiative, and is in the process of upgrading technological capabilities associated with developing more advanced internal reporting.</p> <p>PRHTA is in the process of automating budget-to-actual reporting which will allow more-timely reporting of performance metrics associated cost savings realization. HTA will continue to develop additional management metrics which go beyond Fiscal Plan requirements to transform HTA into a performance based organization.</p> <p>PRHTA has received board approval for a new set of additional KPIs related to construction.</p>	<ul style="list-style-type: none"> Most major organizational KPIs are reported only annually based on the cost to collect data. HTA will look to identify metrics which can be reported quarterly at no additional cost, and where appropriate identify proxy measures.
	Decisions Required

Savings/Expenses Summary Where Applicable - \$ Millions

#	KPI	May	Apr	Mar	Feb
1	Approved metrics reported on a monthly basis	G	G	G	G

N/A for KPIs

Current FY

Fiscal Plan Period




PRHTA Implementation Program Status Report



3 – Increase Discretionary Funds				PMO Lead	For internal Use	Overall Program	A
Driver	Fiscal Plan	Program Phase	Execution	Support	For internal Use	Report Date	5/15/2020

Description	Accomplishments
Secure share of discretionary and recovery grants to offset CIP and strategic project expenditures.	<ul style="list-style-type: none"> Submitted initial application for \$2.4B in CDBG-DR funds. Catalogued eligible FTA and FHWA Grant programs, identified key programs for pursuit. INFRA Grant application for PR-22, PR-17 and PR-18 improvements submitted before due date. Identified a revised group of projects that is closely aligned with the CDBG-DR grant.
Overall Status Summary	Issues/ Risks and Mitigations
Overall status: PRHTA identified projects including PR 17, PR 18, and PR 22 which may be eligible for FHWA grant funding and developed an application package for INFRA Grants and the application was submitted on March 1, 2019. Although the application received high reviews, it was rejected. Based on various recommendations from the Infra Grant evaluating committee, PRHTA submitted a new application on February 25, 2020. HTA is also targeting the CDBG-DR Program, where the government is seeking Grant Agreement approval or other projects.	<ul style="list-style-type: none"> Extreme competition for Infra Grants by the states. Second disbursement of CDBG continues to be delayed.
	Decisions Required
	<ul style="list-style-type: none"> Confirm go-ahead for remaining federal grant applications and require support of FHWA grants office to support pursuit and compliance.

Savings/Expenses Summary Where Applicable - \$ Millions



#	KPI ^[4-1]	May	Apr	Mar	Feb
1	% of eligible grants that PRHTA will pursue by count	N/A	N/A	N/A	N/A
2	% of eligible grants that PRHTA will pursue by \$ values	N/A	N/A	N/A	N/A
3	Total funds received to date by funding source	N/A	N/A	N/A	N/A
4	Count of grants won per category	N/A	N/A	N/A	N/A
5	Average grant amount per grant category	N/A	N/A	N/A	N/A
6	% of identified grants pursued that were completed and won, by #	N/A	N/A	N/A	N/A
7	% of identified grants pursued that were completed and won by \$ values	N/A	N/A	N/A	N/A

[4-1] – Reporting of detailed grant management metrics will be delayed until professional services funding provides for appropriate support

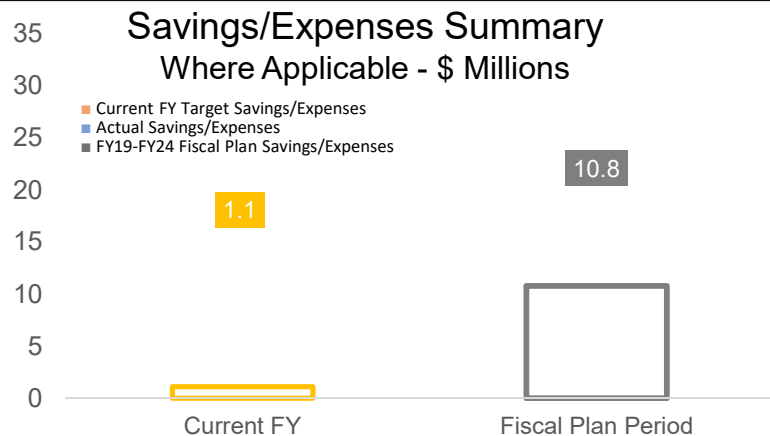


PRHTA Implementation Program Status Report



4 – Toll Optimization				<i>PMO Lead</i>	For internal Use	Overall Program	G
<i>Driver</i>	Fiscal Plan	<i>Program Phase</i>	Execution	<i>Support</i>	For internal Use	<i>Report Date</i>	5/15/2020

Description	Accomplishments
<p>Improve toll capture, reliability and quality of service through the modernization of Back Office System (“BOS”) /Client Service Center (“CSC”) enhancement.</p> <p>Existing RSS systems will be upgraded, and new systems installed, reducing vehicle leakage and improving data capture and accuracy.</p>	<p>Over 600 Request for Clarifications (“RFC”) were received from prequalified proponents and were addressed by HTA advisory team</p> <p>Over 100 RFC’s received from proponents as a result of the final RFP published. First set of responses to RFC sent to proposers. Second set in process of review for distribution to proposers</p> <p>Submittals received for BOS/CSC system were received February 28th</p> <p>RSS upgrades and being negotiated with current operator</p>
Overall Status Summary	Issues/ Risks and Mitigations
<p><u>Interim Initiatives:</u></p> <p>Operating under transition assistance clause</p> <p><u>Long-term Initiatives:</u></p> <p>BOS/CSC: Phase II RFP was published on October 4, 2019 to the five pre-qualified potential proponents. Submittal of proposal was delayed to February 28, 2020 from for January 15, 2020, due to disruptions created by seismic activity and corresponding mitigation action required from HTA</p> <p>Submittals were received on February 28th by Board of Awards. Evaluation team and technical advisory team members were appointed. Evaluation process halted by Courts of Appeals pursuant to protest filed by on disqualified potential proposer. HTA to analyze legal and strategic alternatives. Nonetheless, HTA has engaged current operator (“PAM”) to develop and implement certain functionality in the current system in order to achieve operational efficiencies and resume compliance and operational functionality</p> <p>RSS: Enhancements to Roadside System equipment are being negotiated and implemented through current system operator.</p>	<p>Schedule of implementation delayed due to order from Court of Appeals, pending legal strategy to be followed by HTA.</p> <p>Secure a feasible, economic and operational contract</p> <p>Maintain steady toll revenues stream while on toll fines holiday and lockdown Executive Order pursuant to COVID19 situation</p> <p>Implementation risk of technological improvements to BOS through PAM, in order to achieve operational and compliance functionality of the existing system</p>
	Decisions Required
	<p>Legal strategy to be followed pursuant to determination to halt evaluation process of BOS/CSC procurement process.</p> <p>Determine readiness to implement technological upgrades geared towards achieving operational and compliance efficiency in the current system</p>



#	KPI	May	Apr	Feb	Jan	Dec
1	Vehicle leakage	N/A	N/A	N/A	N/A	N/A
2	Violation reduction	N/A	N/A	N/A	N/A	N/A



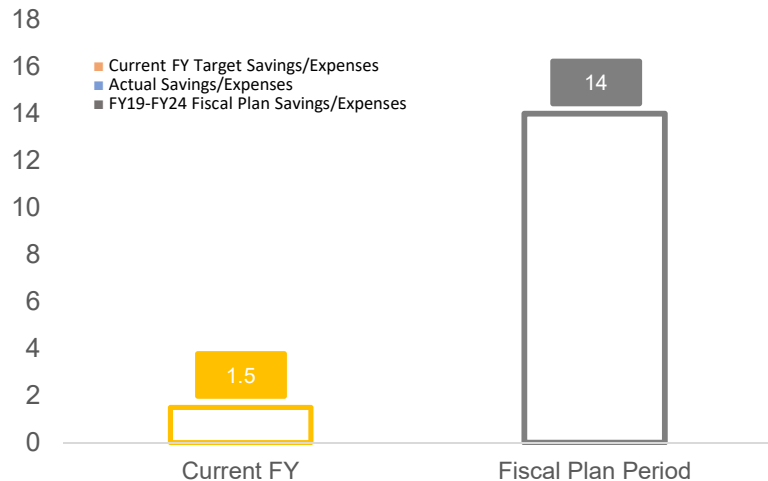
PRHTA Implementation Program Status Report



5 – Capture Ancillary Revenue				<i>PMO Lead</i>	For internal Use	Overall Program	G
<i>Driver</i>	Fiscal Plan	<i>Program Phase</i>	Execution	<i>Support</i>	For internal Use	<i>Report Date</i>	5/15/2020

Description	Accomplishments
Increase revenue from non-toll, non-transfer sources including but not limited to advertisement revenues, real estate dispositions and service signs. HTA is committed to exploring innovative ways to increase revenue.	\$3.2 million in assets were sold in FY2019. \$1.6 million in asset sales have been completed in FY2020.
Overall Status Summary	Issues/ Risks and Mitigations
Currently 15 properties are undergoing administrative processes in preparation for sale. Additional properties have been identified and are undergoing registry and valuation to make them available for disposition. The agency has identified a potential revenue stream through the leasing of additional advertising space in several train stations. Due to the Covid-19 impact, we expect the sales process for these properties to restart in FY 2021.	Identification of resources required for the optimization of advertising strategies. The process to enable the disposition of real estate is tedious and requires significant build up of documentation dependent from other governmental agencies. Detailed analysis of processes is required to mitigate and minimize risk
	Decisions Required
	Identify internal resources to expedite the disposition of real estate

Savings/Expenses Summary Where Applicable - \$ Millions



#	KPI	May	Apr	Mar	Feb
1	Monetization – eligible asset value	\$4.8M	\$4.8M	\$4.8M	\$4.3M
2	% of RE plan executed	N/A	N/A	N/A	N/A
3	# of reactivation projects	N/A	N/A	N/A	N/A
4	% utilization	N/A	N/A	N/A	N/A
5	Total revenue from advertisements – TU / highways	N/A	N/A	N/A	N/A
6	# of advertisement contracts	N/A	N/A	N/A	N/A
7	Average advertisement sale value	N/A	N/A	N/A	N/A



PRHTA Implementation Program Status Report



6 – Capital Improvement Plan (1 of 2)				<i>PMO Lead</i>	For internal Use	Overall Program	G
<i>Driver</i>	Fiscal Plan	<i>Program Phase</i>	Execution	<i>Support</i>	For internal Use	<i>Report Date</i>	5/15/2020

Description	Accomplishments
PRHTA is focused on preparing capital projects for bid and delivering the projects under construction as efficiently as possible. Disbursement projections in the revised Fiscal Plan reflect a set of projects that are more appropriately sized to the construction market.	Ahead of schedule in bid schedule according to the agreement with FHWA. KPMG, Vectura Advisers, WSP, CMA and Steer have been engaged and have developed and integrated schedule.
Overall Status Summary	Issues/ Risks and Mitigations
Project execution schedule is on track. PRHTA continues to monitor the response of the construction market. Consultants for initiative have been engaged and have expanded on the implementation plan. The project prioritization initiative is now better defined. The delivery improvements initiative continues to be completed as outlined in the original implementation plan. The soft cost savings initiative RFI for CEI services has been completed and pending FHWA approval. EFL division from FHWA has been asked for help in the implementation of CEI services for ER permanent repairs projects.	The principal risk is inflation and limited supply in the construction market. Preliminary results of the construction market study suggest that particularly high inflation will be experienced over the coming year. KPIs have been modified as stated below to track progress quarterly.
	Decisions Required
	None at this time.

Pre-Construction

Bid schedule and performance continue to be in line with limits. On average, projects were bid within limits and provided NTP faster than planned. However, the impacts of the earthquakes that occurred in early 2020 and halt of PRHTA construction activity in mid-March has significantly impacted the program. Information herein reflects the first half of March only.

Construction

After nine months of FY20 activity, the construction program in aggregate is within limits for percent changes in costs and duration. Overall \$204.7 million in expenditures, equating to 80.2% of forecast, have been made. By March 15, \$18.4 million in disbursements were made which is above the budget for the month indicating that disbursements were on track at the time of the lockdown.

Pre-Construction		ITD	YTD
Planned vs Actual Bid Date	KPI - Average Days < 30	6	15
Planned vs Actual Award Date	KPI - Average Days < 30	(2)	9
Planned vs Actual NTP Date	KPI - Average Days < 30	(9)	(1)
Disbursement Summary		ITD	YTD
All projects except Post-Maria ER			
Annual Disbursements (Percent of Planned)	Greater than 80% of Planned	84.55%	80.21%
Construction - Pre Maria NTP		ITD	YTD
All Projects			
Percent Change in Costs (Projected Increase)	NA	13.23%	13.23%
Percent Change in Duration (Projected Increase)	NA	244.13%	244.13%
Construction - Post Maria NTP		ITD	YTD
Excludes ER projects			
Percent Change in Costs (Projected Increase)	Program Level < 15%	3.93%	2.26%
Percent Change in Duration (Projected Increase)	Program Level < 25%	22.85%	15.30%

Note KPI Targets should be compared to Inception to Date (ITD) performance

Due to COVID-19 related halt of PRHTA construction activity in mid-March there are no updates to this data



PRHTA Implementation Program Status Report

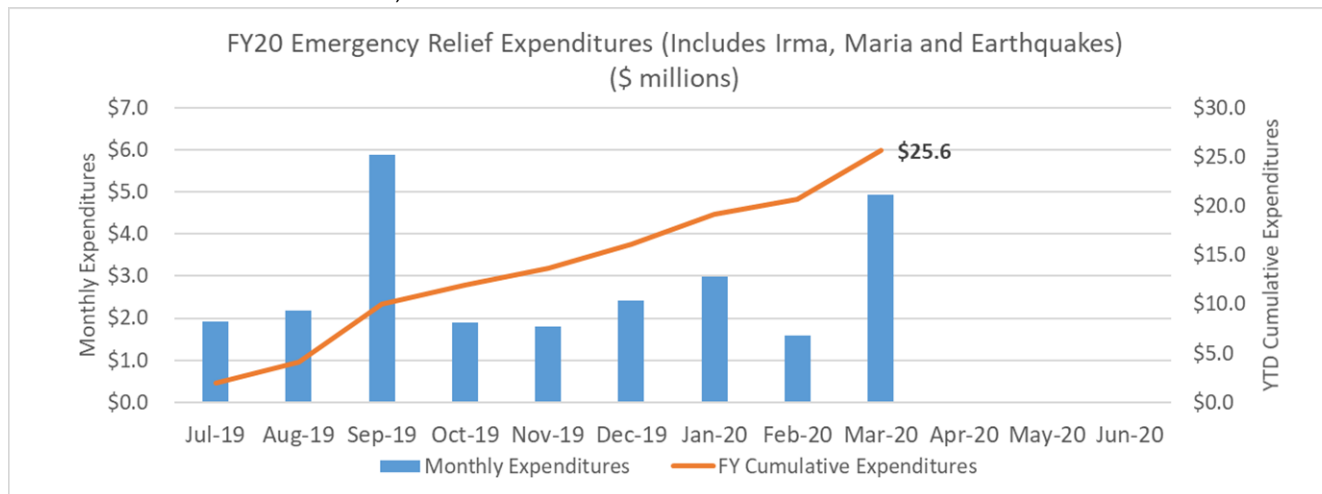


6 – Emergency Relief Capital Program (2 of 2)				<i>PMO Lead</i>	For internal Use	Overall Program	G
<i>Driver</i>	Fiscal Plan	<i>Program Phase</i>	Execution	<i>Support</i>	For internal Use	<i>Report Date</i>	5/15/2020

<p>Description</p> <p>Eastern Federal Lands division of FHWA is managing the majority of Hurricane Maria & Irma emergency relief projects.</p> <p>Overall Status Summary</p> <p>From inception to date, there has been roughly \$20.2 million in expenditures with approximately \$8.1 million in payments in the first two quarters of FY20.</p> <div style="border: 1px solid red; padding: 5px; color: red; text-align: center;"> <p>Due to COVID-19 related halt of PRHTA construction activity in mid-March there are no updates to this data</p> </div>	<p>Accomplishments</p> <p>Issues/ Risks and Mitigations</p> <p>Decisions Required</p> <p>None at this time.</p>
---	--

Eastern Federal Lands Construction	ITD	YTD
Capital Project Expenditures	\$20.2M	\$8.1M
Percent Change in Duration (Projected Increase)	353%	
Percent Change in Costs (Projected Increase)	64%	

Note Eastern Federal Lands Construction Data is as of December 31, 2019





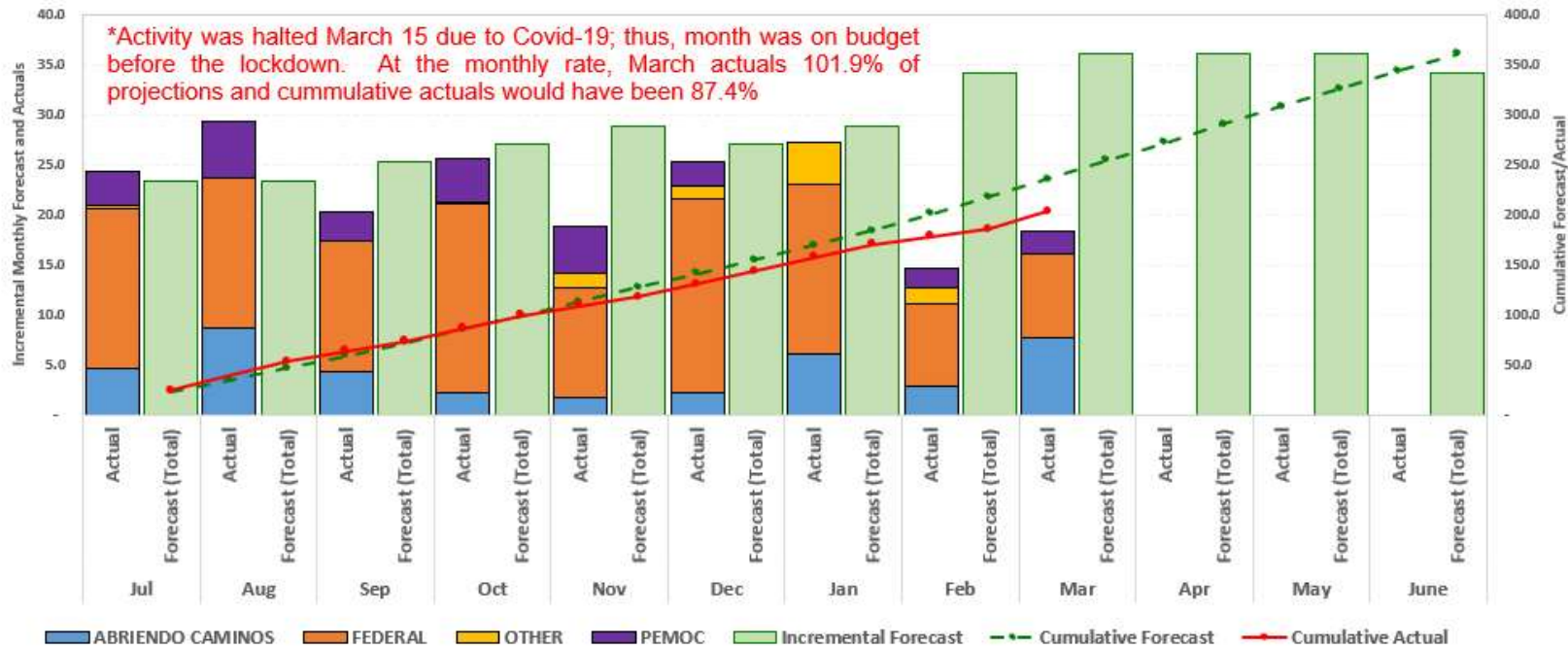
PRHTA Implementation Program Status Report

Expenditure Forecast and Actual



Overall Program Spending Performance - FY2020	
Current Report Period	3/31/2020
Forecasted Spend through 03/31/2020	\$254,505,000
Actual Spend through 03/31/2020	\$204,135,351
% of Forecast Spent through 03/31/2020	80.21%

	FY2020											
	Q1			Q2			Q3			Q4		
	Jul	Aug	Sep	Oct	Nov	Dec	Jan	Fed	Mar*	Apr	May	Jun
Forecast	\$23.5	\$23.5	\$25.3	\$27.1	\$28.9	\$27.1	\$28.9	\$34.3	\$36.1	\$36.1	\$36.1	\$34.3
Actual	\$24.3	\$29.3	\$20.3	\$25.6	\$18.9	\$25.3	\$27.2	\$14.7	\$18.4			
Cumulative Actual	\$24.3	\$53.7	\$74.0	\$99.6	\$118.5	\$143.8	\$171.0	\$185.7	\$204.1			
Cumulative Actual %	103.7%	114.4%	102.5%	100.4%	92.5%	92.7%	92.9%	85.0%	80.2%			

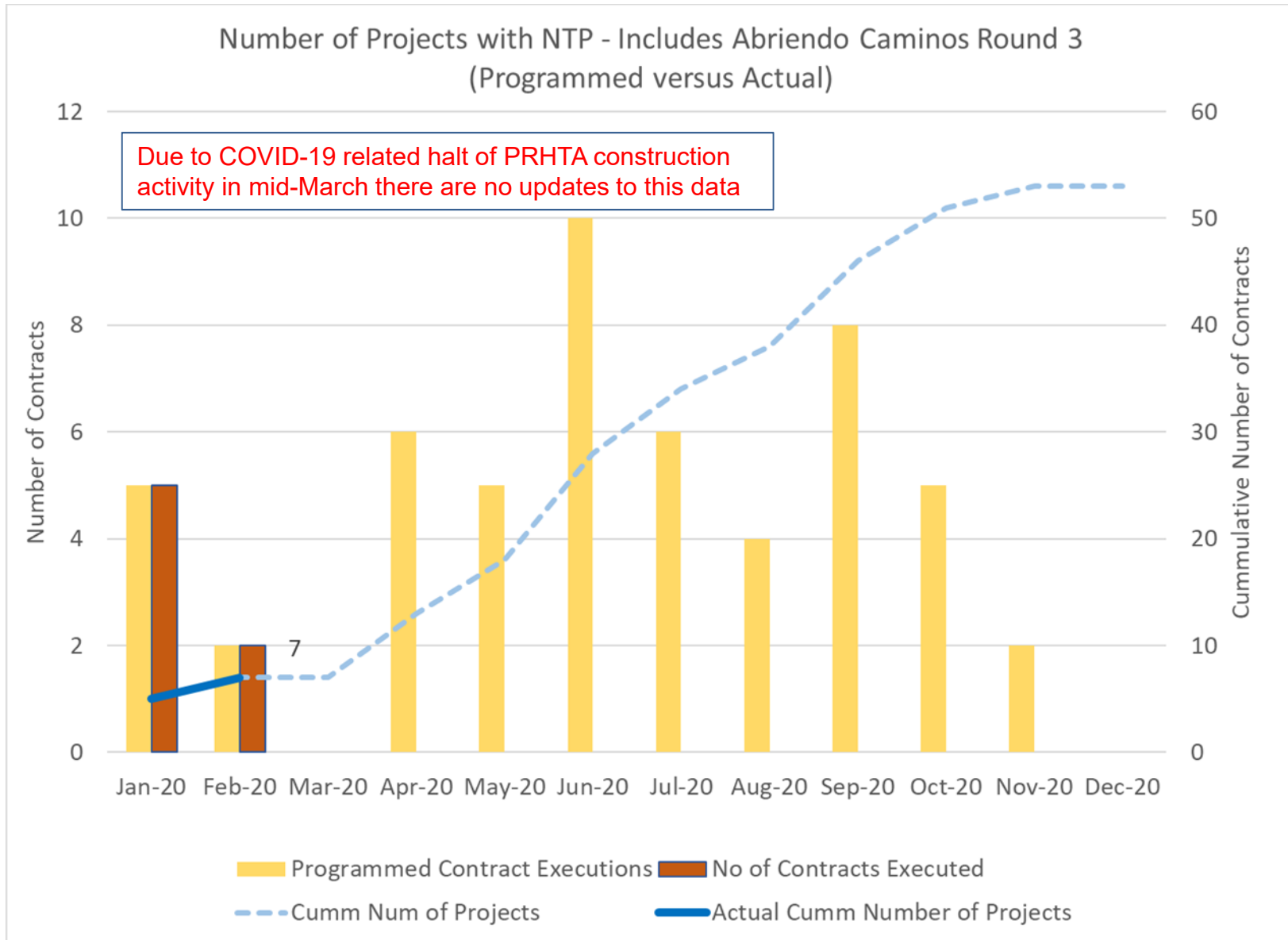


Due to COVID-19 related halt of PRHTA construction activity in mid-March there are no updates to this data



PRHTA Implementation Program Status Report

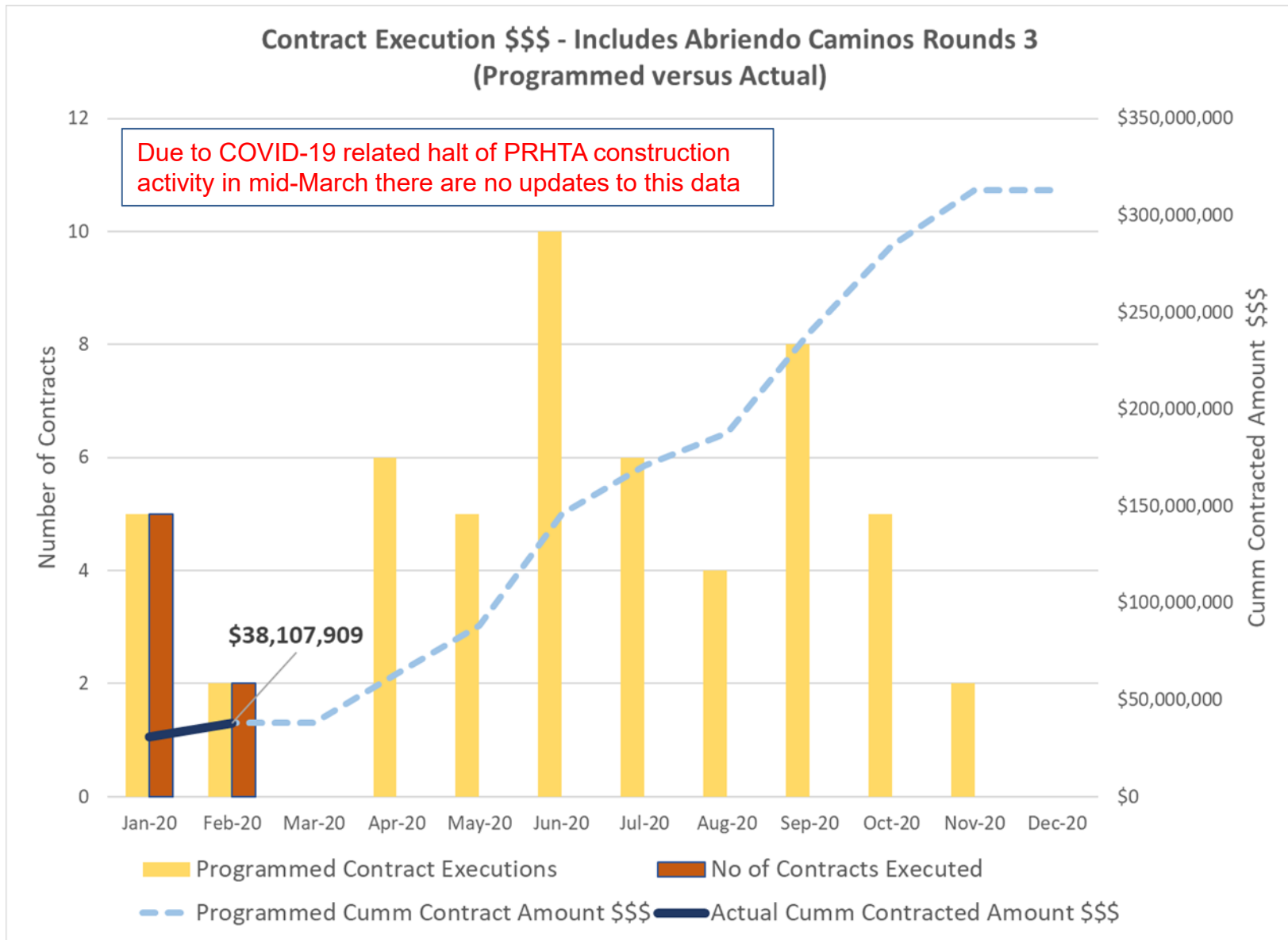
Contract Execution - Projects





PRHTA Implementation Program Status Report

Contract Execution - Dollars



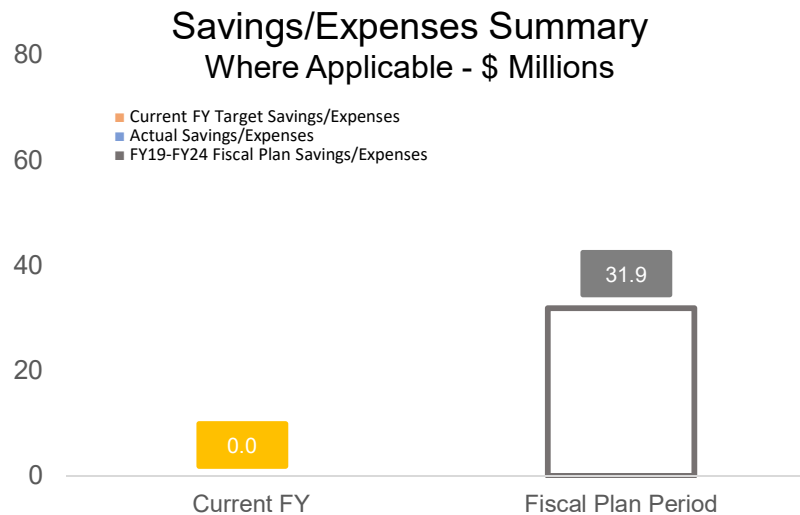


PRHTA Implementation Program Status Report



8 – Contract Rebid				<i>PMO Lead</i>	For internal Use	Overall Program	G
<i>Driver</i>	Fiscal Plan	<i>Program Phase</i>	Execution	<i>Support</i>	For internal Use	<i>Report Date</i>	5/15/2020

Description	Accomplishments
Pursue improved contract terms on major operating contracts in order to achieve reductions in total operating costs without reducing service	<ul style="list-style-type: none"> Successfully renegotiated First Transit Bus Contract, achieving nearly \$5 million in annual savings
Overall Status Summary	Issues/ Risks and Mitigations
<p>PRHTA has engaged in contract negotiations with Bus Provider First Transit and has successfully secured reduced fixed monthly rates, as well as variable contract cost based on both revenue hour and revenue mile. The net effect of this negotiation has been to reduce annual operating contract cost to less than \$10M per year, outperforming Fiscal Plan expectations by nearly \$2 million.</p> <p>PRHTA began achieving savings in June of 2018, however, exact monthly savings reporting will not be available until invoices are received and paid. PRHTA will provide monthly reporting based on realized savings on invoices in future months.</p> <p>Next significant opportunity for savings will be in the renegotiation of the ACI contract, which are expected to start in FY22.</p>	<ul style="list-style-type: none"> N/A
	Decisions Required
	<ul style="list-style-type: none"> N/A



*Savings represent targets as set in the FOMB certified fiscal plan and may not reflect PRHTA's latest thinking

#	KPI ^[11-1]	May	Apr	Mar	Feb
1	% target saving achieved - bus	147%	147%	147%	147%
2	% contracted saving achieved - bus	16%	16%	16%	16%
3	% target saving achieved – Tren Urbano	N/A	N/A	N/A	N/A
4	% contracted savings achieved – Tren Urbano	N/A	N/A	N/A	N/A

[11-1] – Reporting of contracted and achieved savings metrics will vary based on monthly actuals, and will be delayed until invoices are received, paid, and reflected in budget-to-actuals reporting. Current reporting is estimated based on contract terms



PRHTA Implementation Program Status Report



9 – Congestion Management				<i>PMO Lead</i>	For internal Use	Overall Program	G
<i>Driver</i>	Fiscal Plan	<i>Program Phase</i>	Execution	<i>Support</i>	For internal Use	<i>Report Date</i>	5/15/2020

Description	Accomplishments
Implement high benefit-to-cost ratio projects that manage traffic and positively impact economic recovery, including: BRT route from Caguas–Centro Medico, servicing ~1K people daily; several critical intersections/interchanges; and DTLs to reduce congestion.	Procurement of DTL continues track. DTL projects under construction are on schedule and budget WSP, KPMG, Vectura, and SD&G are now under contract to support the technical activities of the initiative.
Overall Status Summary	Issues/ Risks and Mitigations
INFRA grant application was unsuccessful and funding plans for certain DTL projects not under construction may need to be re-evaluated. Prioritization of these projects has been conducted by consultants and is in the validation stage. “Before” measures will be collected during the NEPA process, and reported upon annual assessment. Measures are captured in three categories: <ul style="list-style-type: none"> • Regional congestion relief & mobility • Safety (reduction in accidents / injuries) • Environmental (reduction in pollutants from automobile use) 	Inflation and limited supply in the construction market are risks. PRHTA will prioritize specific congestion management projects to maximize benefit within budget constraints.
	Decisions Required
	None at this time.

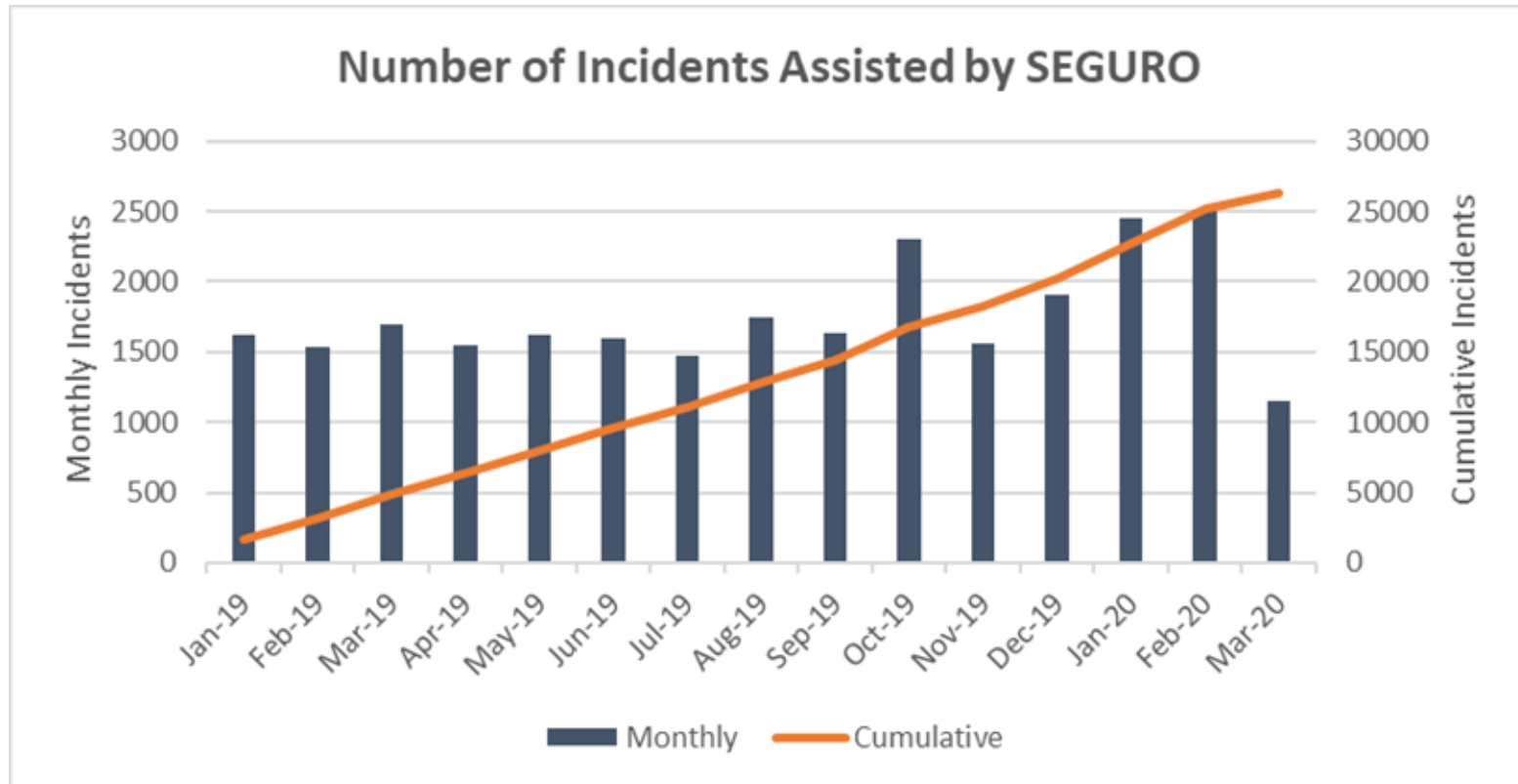
Travel Demand Model
Regional travel demand models will be used to estimate the vehicle miles and vehicle hours traveled annually, both before the project is completed and after it has reached a stabilization point. These analyses are typically completed during the planning phases to help prioritize investments. The project benefits can be monetized and compared to capital and operating costs to conduct a benefit-cost analysis, however this analysis has a slightly different use than simply tracking the performance of projects.

Pavement Metrics /1	Target	2017
Interstate Pavement	No Less than 2% of Lane Miles rated 'Good'	10.80%
Interstate Pavement	No More than 5% of Lane Miles rated 'Poor'	13.2%
Non-Interstate NHS Pavement	No Less than 2% of Lane Miles rated 'Good'	2.2%
Non-Interstate NHS Pavement	No More than 20% of Lane Miles rated 'Poor'	9.0%
Bridge Metrics		2017
NHS Bridges	No Less than 10% of Deck Area rated 'Good'	20.5%
NHS Bridges	No More than 10% of Deck Area rated 'Poor'	11.2%
System Safety Metrics		FY20 to 2/29
Total Fatalities	Less than 300 per year	180
Congestion Relief Metrics		2018
\$ of Congestion per Customer	\$1,045.0	\$1,150
Travel Time Index	1.23	1
Minutes for Incident Response	Less than 15 Minutes	24.0

Due to COVID-19 related halt of PRHTA construction activity in mid-March there are no updates to this data



PRHTA Implementation Program Status Report SEGURO Dashboard

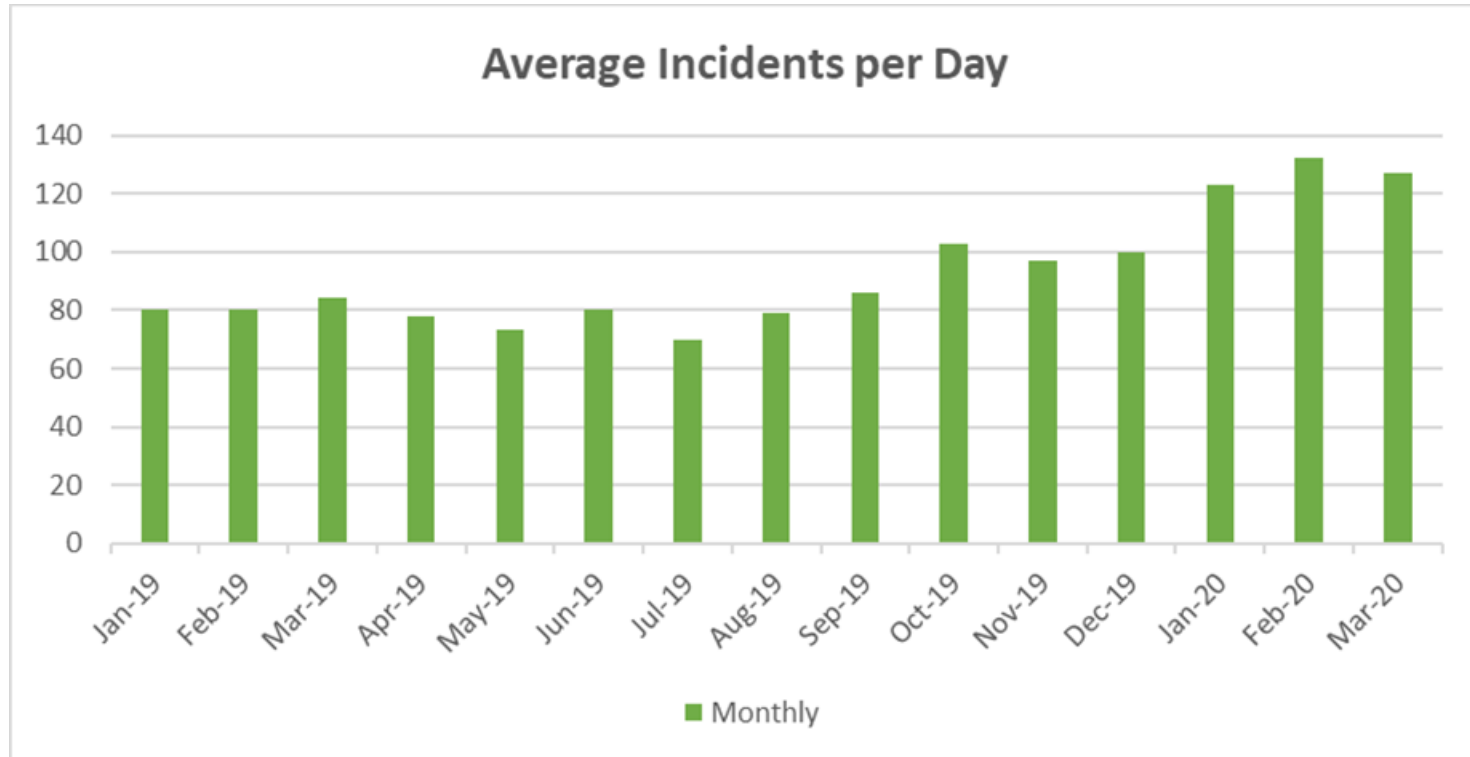


Due to COVID-19 related halt of PRHTA construction activity in mid-March there are no updates to this data



PRHTA Implementation Program Status Report

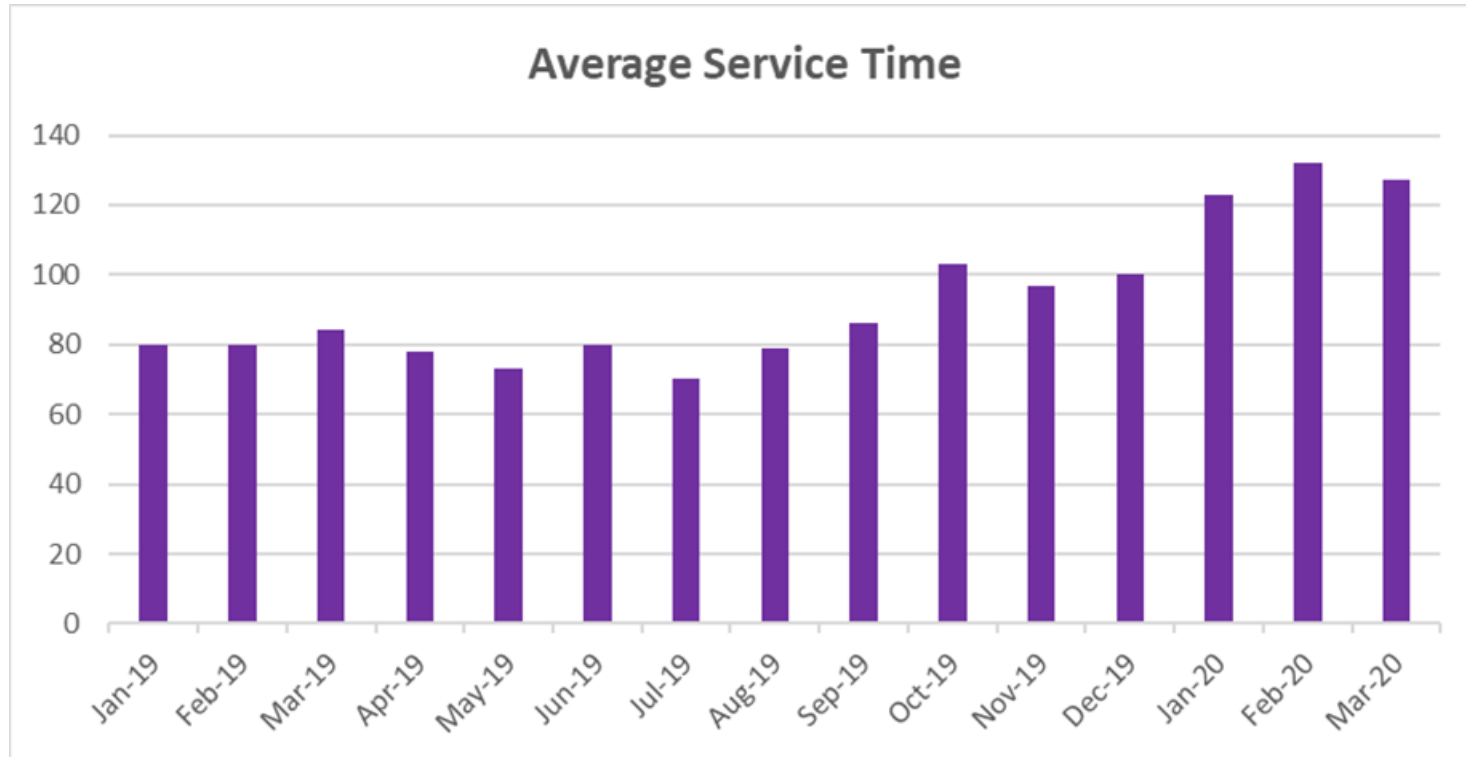
SEGURO Dashboard



Due to COVID-19 related halt of PRHTA construction activity in mid-March there are no updates to this data



PRHTA Implementation Program Status Report SEGURO Dashboard



Due to COVID-19 related halt of PRHTA construction activity in mid-March there are no updates to this data



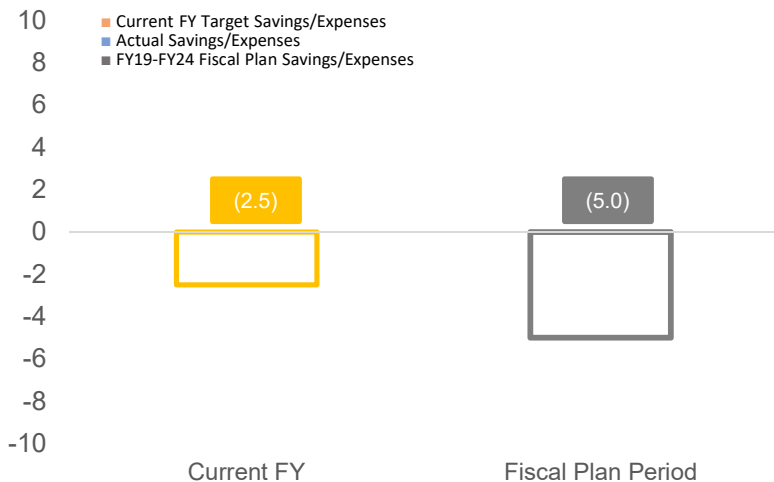
PRHTA Implementation Program Status Report



10 – Concessions				PMO Lead	For internal Use	Overall Program	G
Driver	Fiscal Plan	Program Phase	Execution	Support	For internal Use	Report Date	5/15/2020

Description	Accomplishments
Evaluate concession opportunities of other highways in the Puerto Rico road system.	<ul style="list-style-type: none"> Discussions and development of approach framework. Initial development of financial model to run scenario analyses. Green Light was given to the P3 Agency to commence the analysis process.
Overall Status Summary	Issues/ Risks and Mitigations
<ul style="list-style-type: none"> Agreed on approaches to funding and financing scenario options, capital needs to bring assets to state of good repair, and O&M contracting opportunities. Initial development of financial model. O&M inputs are nearing completion, to be followed by capital needs assessment. Upon finalization of underlying data, workstream can move quickly to scenario analysis and recommended options. 	<ul style="list-style-type: none"> Cost effectiveness of granting new concessions in the highway system. Limited number of toll roads available for potential concessions. Appetite for certain approaches over others (e.g. selling revenue or retaining, capital improvements through private capital or CIP funding).
	Decisions Required

Savings/Expenses Summary Where Applicable - \$ Millions



#	KPI	May	Apr	Mar	Feb
1	Scope issuance date	N/A	N/A	N/A	N/A
2	# of responses received	N/A	N/A	N/A	N/A
3	RFP(s) completion date	N/A	N/A	N/A	N/A
4	Consultant performance to deadlines over scope period	N/A	N/A	N/A	N/A



PRHTA Implementation Program Status Report



11 – Health Benefit Savings				<i>PMO Lead</i>	For internal Use	Overall Program	A
<i>Driver</i>	Fiscal Plan	<i>Program Phase</i>	Planning	<i>Support</i>	For internal Use	<i>Report Date</i>	5/15/2020

Description	Accomplishments
HTA will assess opportunities to work with private insurance providers in order to reduce overall healthcare costs without increasing premiums or co-pays.	Initial identification of possible savings opportunities associated with health benefits. Identification of terms of health care contract, including contract end date which is conducive to quick action on this measure during FY20. HTA provided information requested by ASES, so that HTA can evaluate the government’s single plan as an alternative to HTA’s current health plan. HTA is currently working on an RFP.
Overall Status Summary	Issues/ Risks and Mitigations
Health Benefit Savings has been identified as a new measure within the updated Fiscal Plan. HTA is in the preliminary phases of planning this new measure. HTA’s current health benefits contract ends in Summer 2019. Initial Planning includes the following steps: <ol style="list-style-type: none"> 1. Assess current health contract terms to understand levels of service and requirements. 2. Benchmark current health provider costs against industry peers. 3. Perform initial research to establish universe of options for health provider transition, including sample costs of viable alternative providers. 4. Set desired cost savings target. 5. Begin negotiations with current provider to realize savings according to established target. 6. Pending results of current provider negotiations, contract with another provider on the private market to achieve savings goal. On behalf of the government, Administración de Seguros de Salud (ASES) received the mandate to evaluate economies in this area, but we continue to evaluate other alternatives to reduce costs.	Need to understand contract terms of current insurance company, which could impact HTA’s plan and timing for health benefit changes. Decisions Required Further planning needed to establish concrete goals and KPIs associated with this initiative. *Note, this initiative is subject to contractual provisions of HTA’s existing health care agreement and is subject to change.

Savings/Expenses Summary

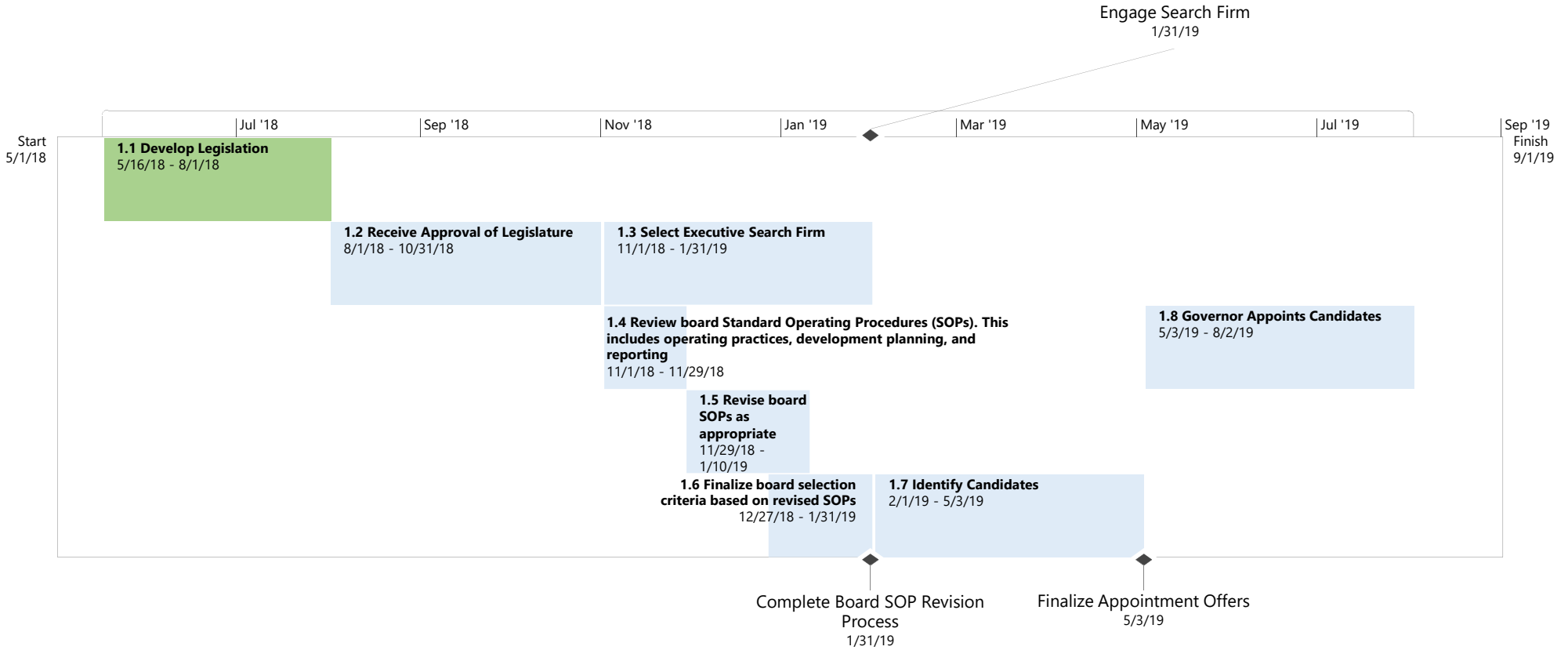
TBD

Key

- Actual: Complete
- Actual: On time
- Actual: Behind Schedule
- Plan: On time
- Plan: Initial

Shaded gradient reflects percentage of progress

1.Enhance Board-Detail
5/16/18 - 8/2/19

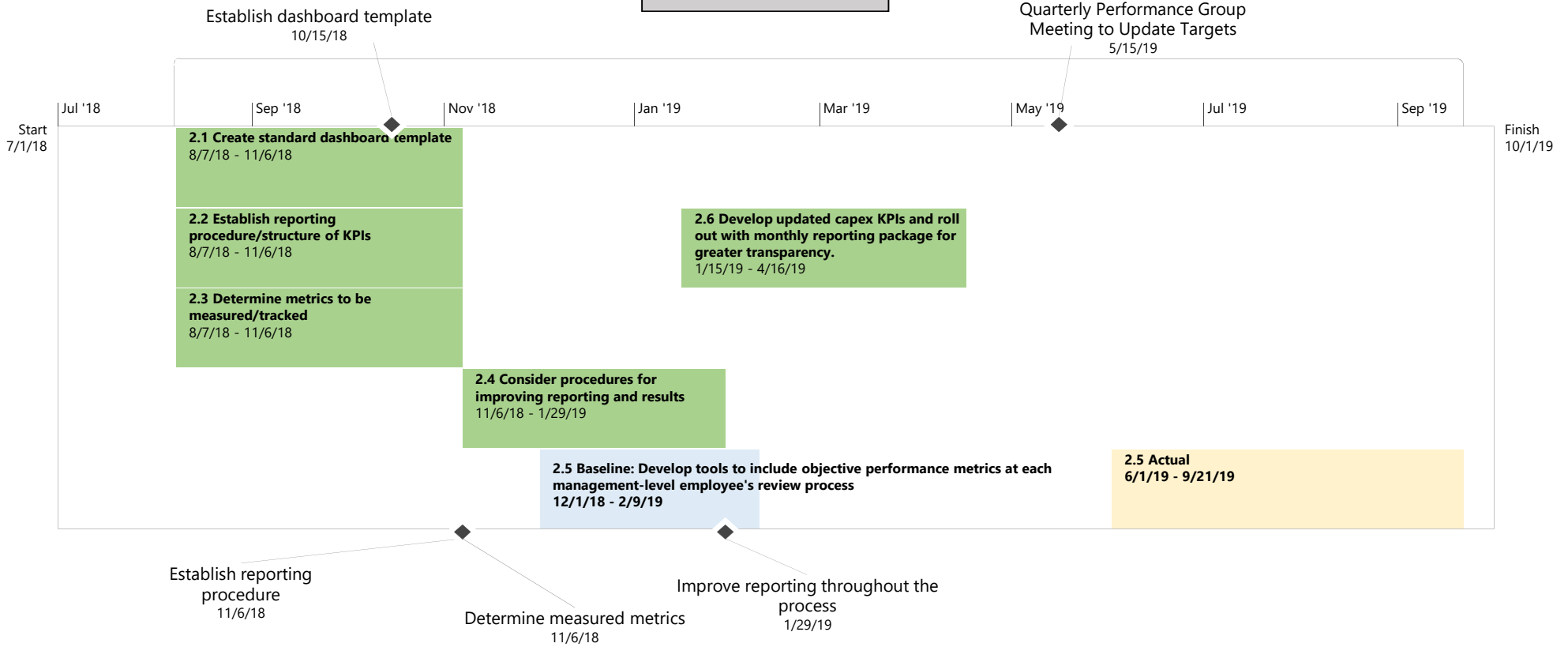


2. KPI Detail
8/7/18 - 9/21/19

Key

- Actual: Complete
- Actual: On time
- Actual: Behind Schedule
- Plan: On time
- Plan: Initial

Shaded gradient reflects percentage of progress



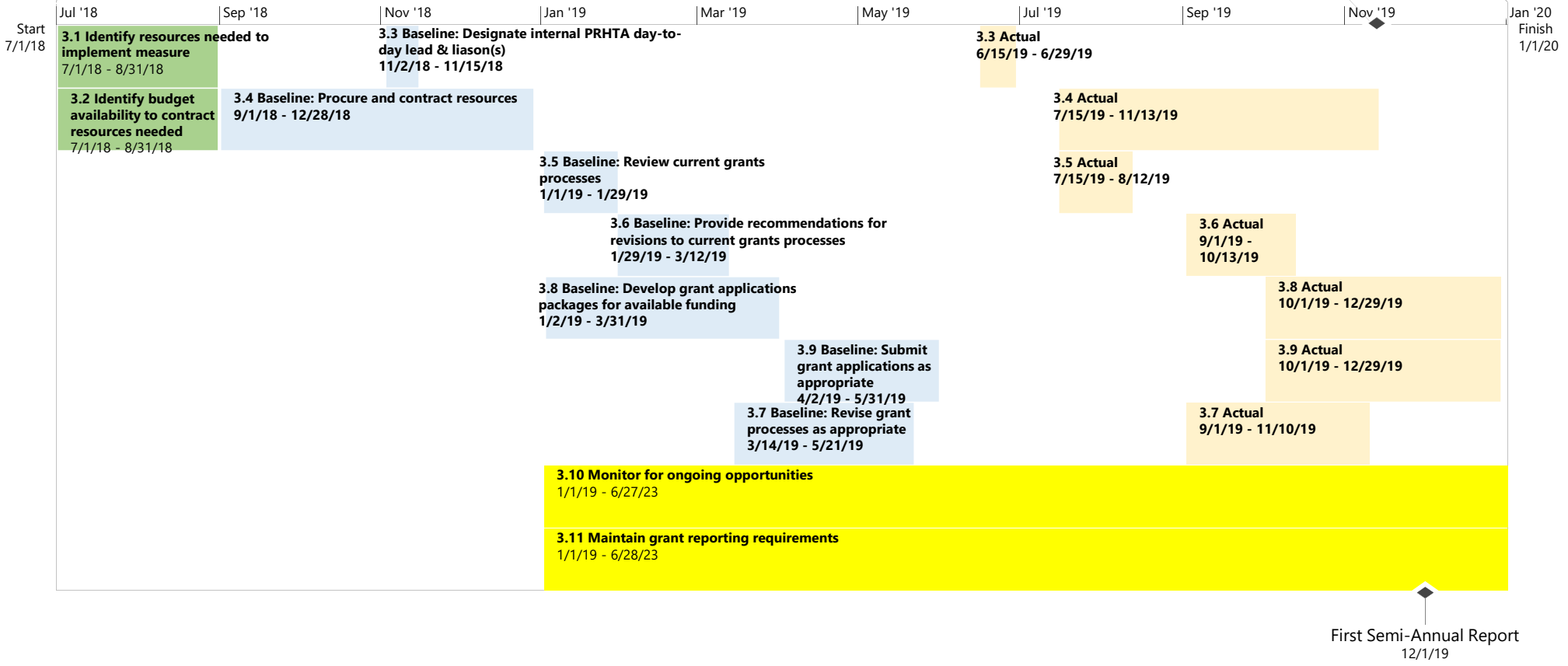
Key

- Actual: Complete
- Actual: On time
- Actual: Behind Schedule
- Plan: On time
- Plan: Initial

Shaded gradient reflects percentage of progress

3. Discretionary Detail
7/1/18 - 6/30/23

Procure and contract resources 11/13/19

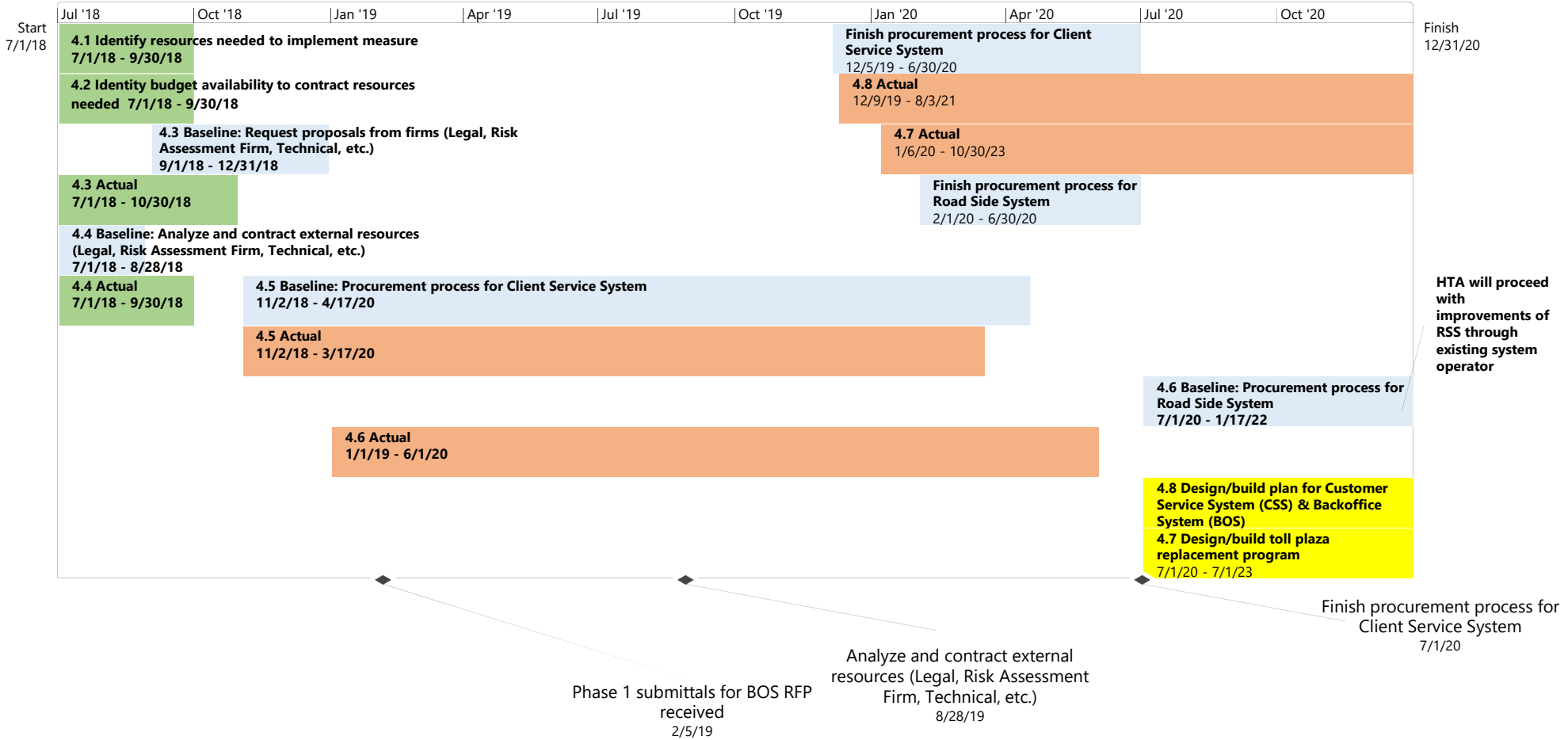


4. Toll Optimization 7/1/18 - 10/26/23

Key

- Actual: Complete
- Actual: On time
- Actual: Behind Schedule
- Plan: On time
- Plan: Initial

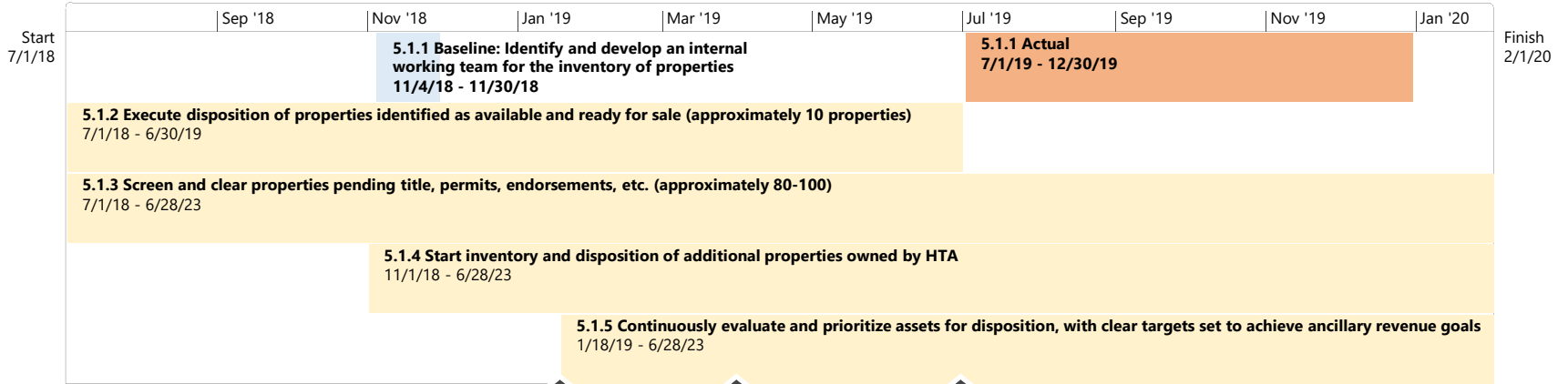
Shaded gradient reflects percentage of progress



Key	
	Actual: Complete
	Actual: On time
	Actual: Behind Schedule
	Plan: On time
	Plan: Initial

Shaded gradient reflects percentage of progress

**5.1 Ancillary Revenue:
Real Estate
7/1/18 - 6/30/23**



Quarterly reporting on asset sales to date and planned disposition for next quarter
1/18/19

Procure and contract resources needed for inventory
3/31/19

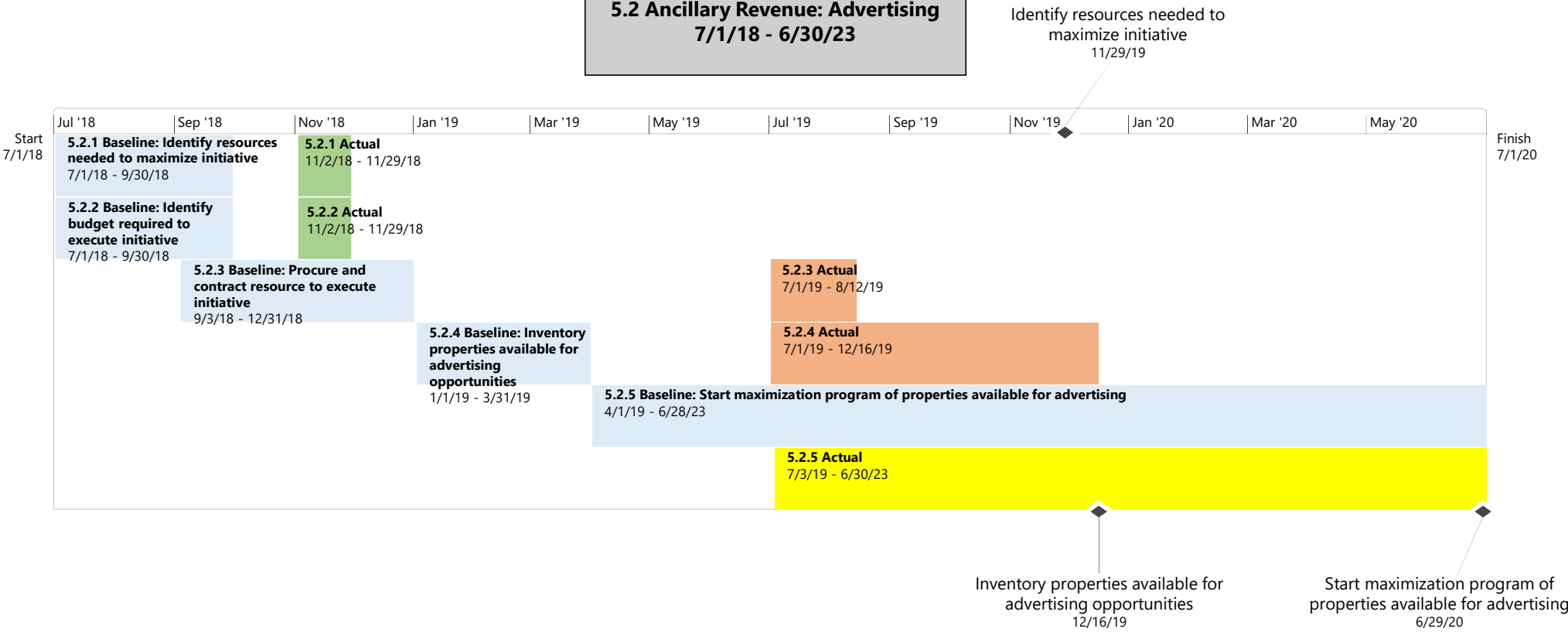
Execute disposition of properties identified as available and ready for sale (approximately 10 properties)
6/30/19

Key

- Actual: Complete
- Actual: On time
- Actual: Behind Schedule
- Plan: On time
- Plan: Initial

Shaded gradient reflects percentage of progress

**5.2 Ancillary Revenue: Advertising
7/1/18 - 6/30/23**

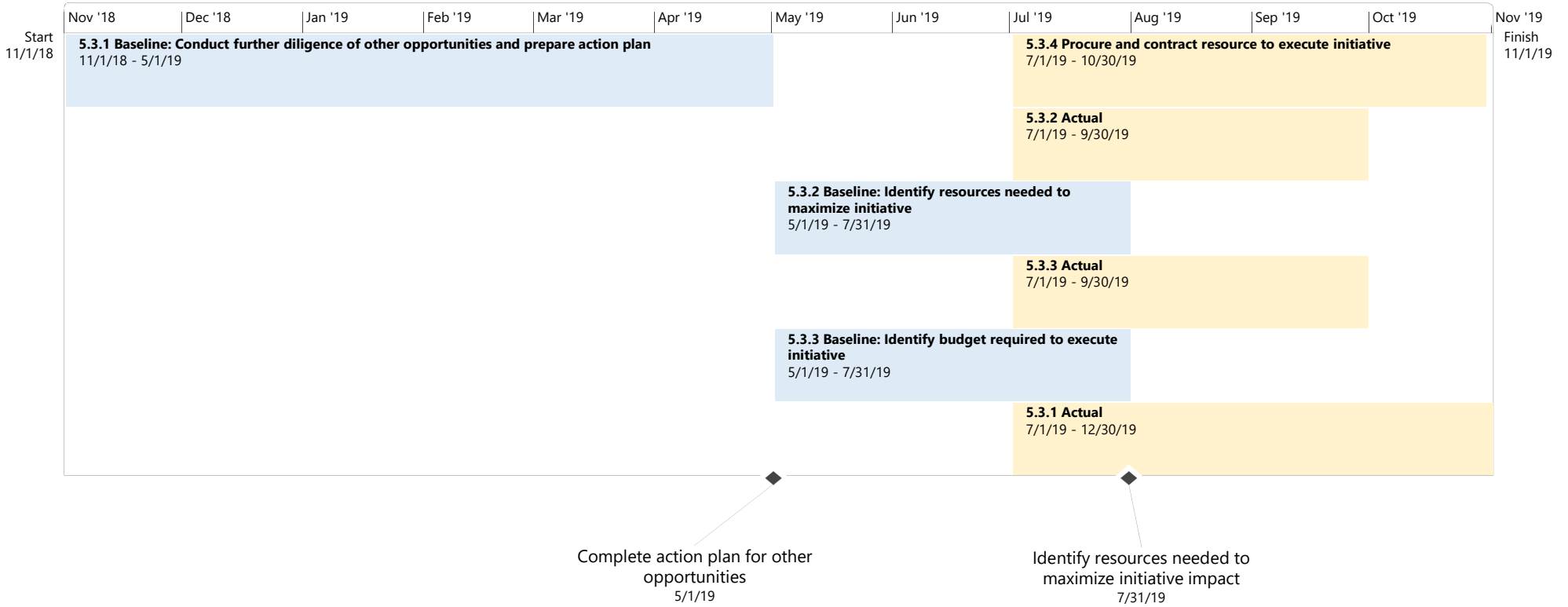


**5.3 Ancillary Revenue: Other
11/1/18 - 12/30/19**

Key

- Actual: Complete
- Actual: On time
- Actual: Behind Schedule
- Plan: On time
- Plan: Initial

Shaded gradient reflects percentage of progress

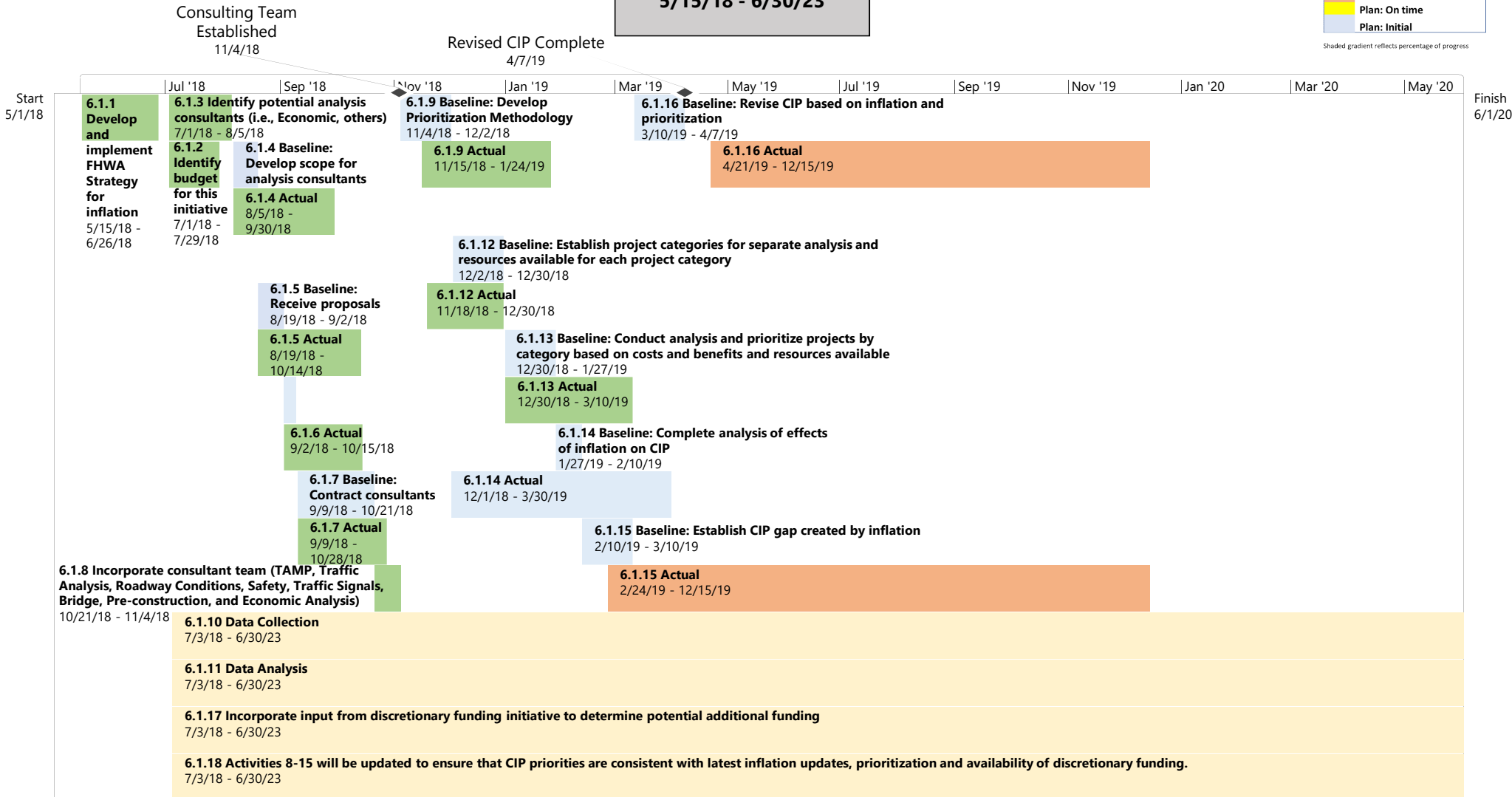


6.1 Optimize CIP: Project Prioritization 5/15/18 - 6/30/23

Key

- Actual: Complete
- Actual: On time
- Actual: Behind Schedule
- Plan: On time
- Plan: Initial

Shaded gradient reflects percentage of progress

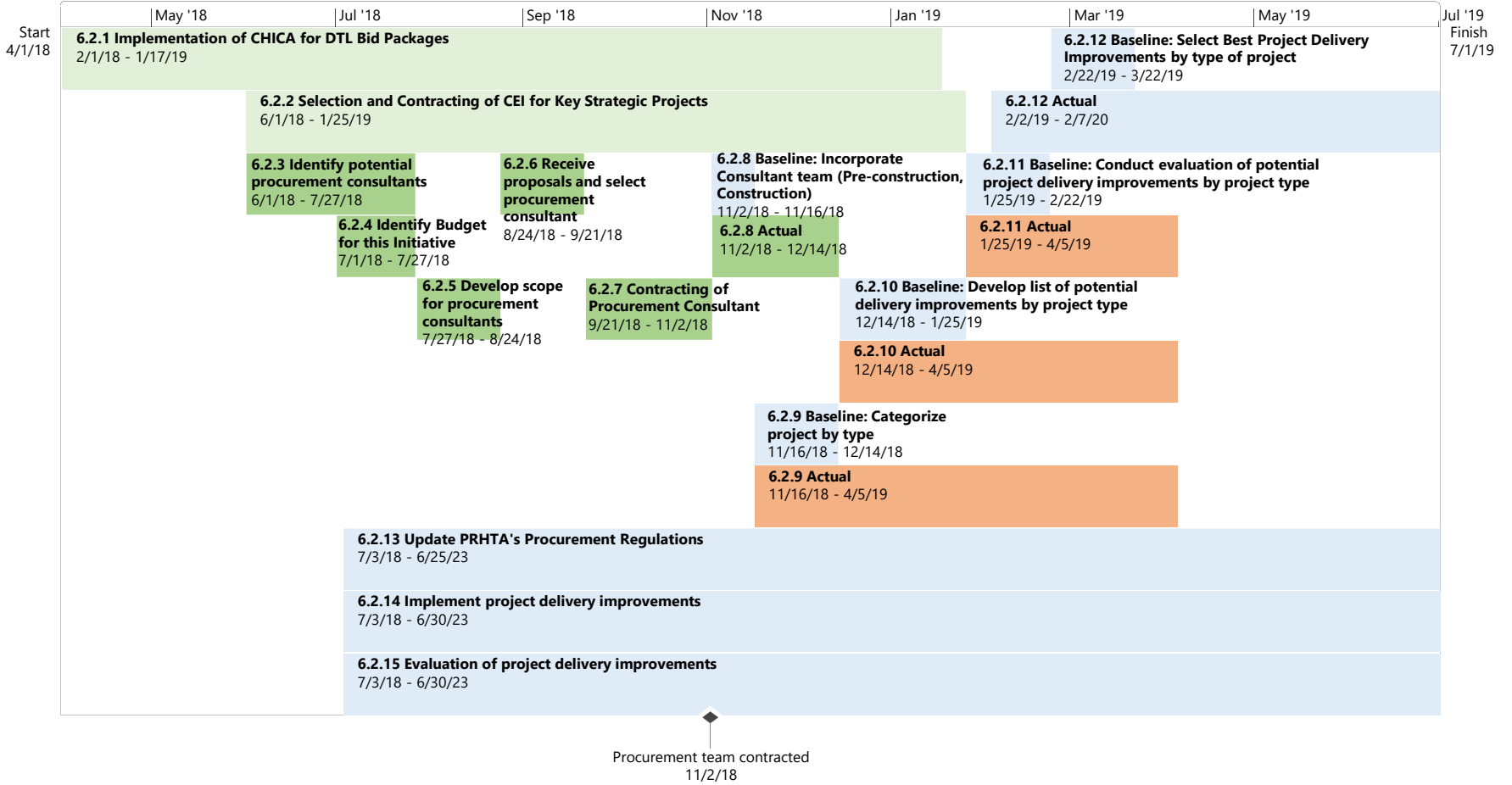


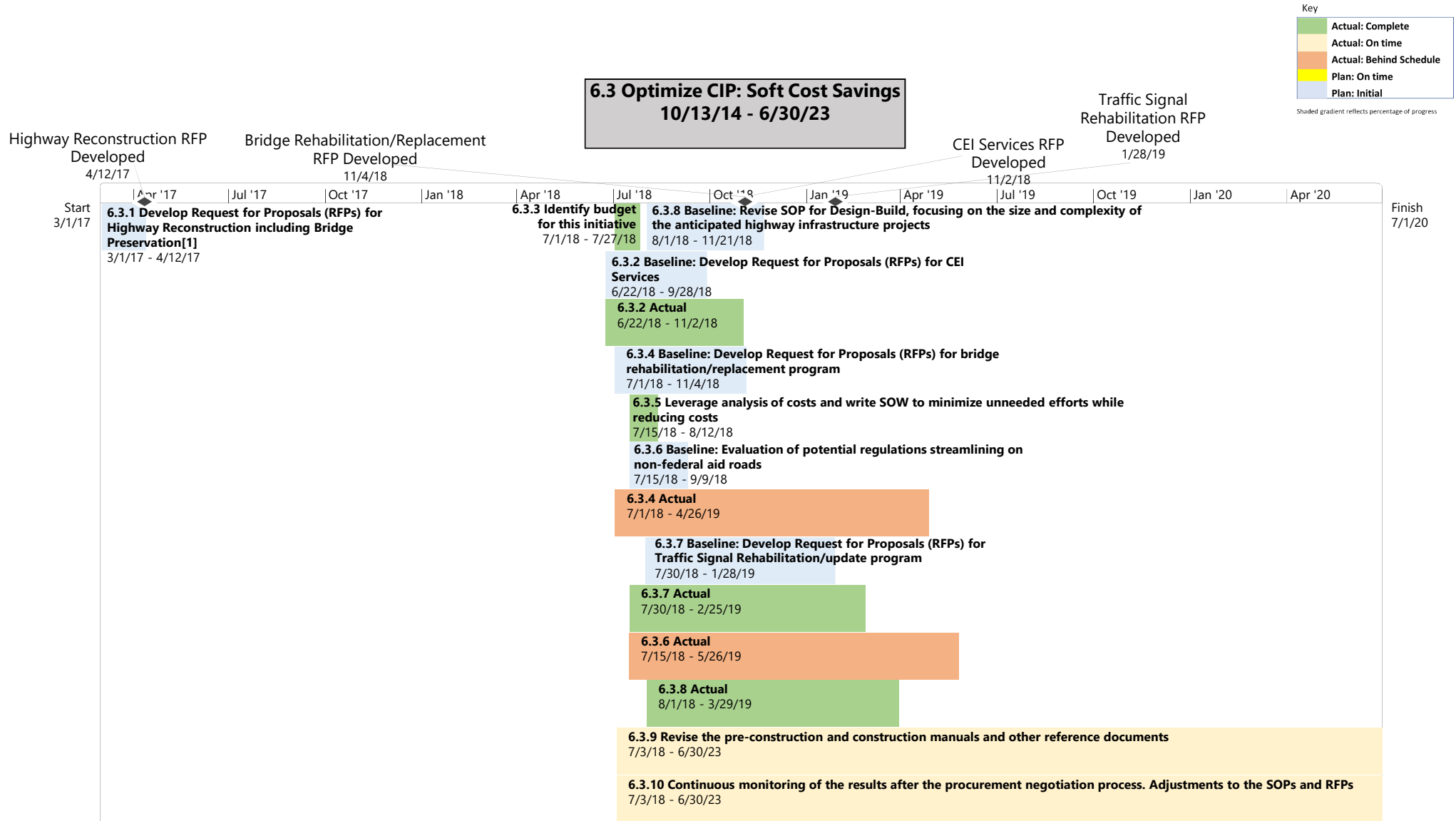
6.2 Optimize CIP: Delivery Improvement
2/1/18 - 6/30/23

Key

- Actual: Complete
- Actual: On time
- Actual: Behind Schedule
- Plan: On time
- Plan: Initial

Shaded gradient reflects percentage of progress





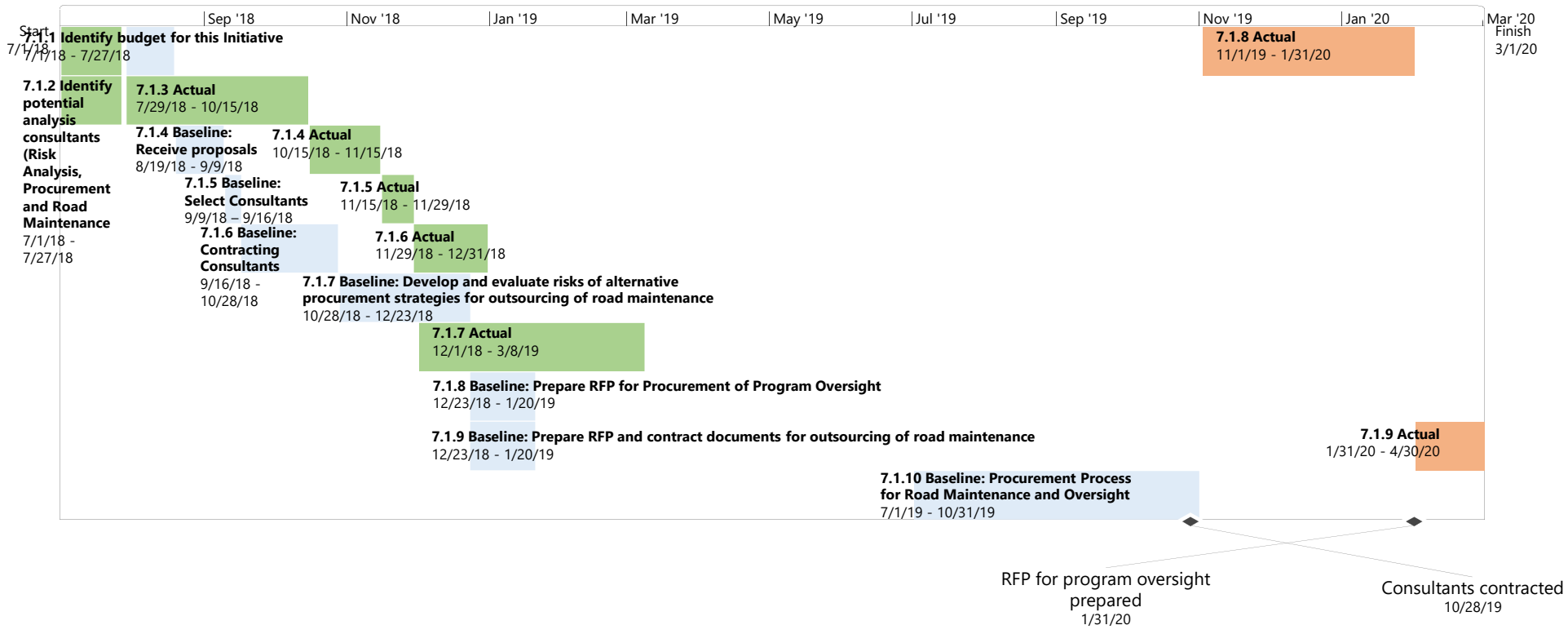
7.1 Organizational Restructuring: Outsourcing Toll Road 7/1/18 - 11/1/20

Key

- Actual: Complete
- Actual: On time
- Actual: Behind Schedule
- Plan: On time
- Plan: Initial

Shaded gradient reflects percentage of progress

7.1.3 Baseline: Develop scope for consultants
7/29/18 - 8/19/18



7.2 Organizational Restructuring: HR 4/1/18 - 10/27/23

Prepare and review Voluntary
Transition Program documentation
5/13/18

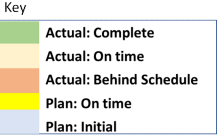
Prepare and review Voluntary
Transition Program documentation -
VTP III
7/2/19

Key

- Actual: Complete
- Actual: On time
- Actual: Behind Schedule
- Plan: On time
- Plan: Initial

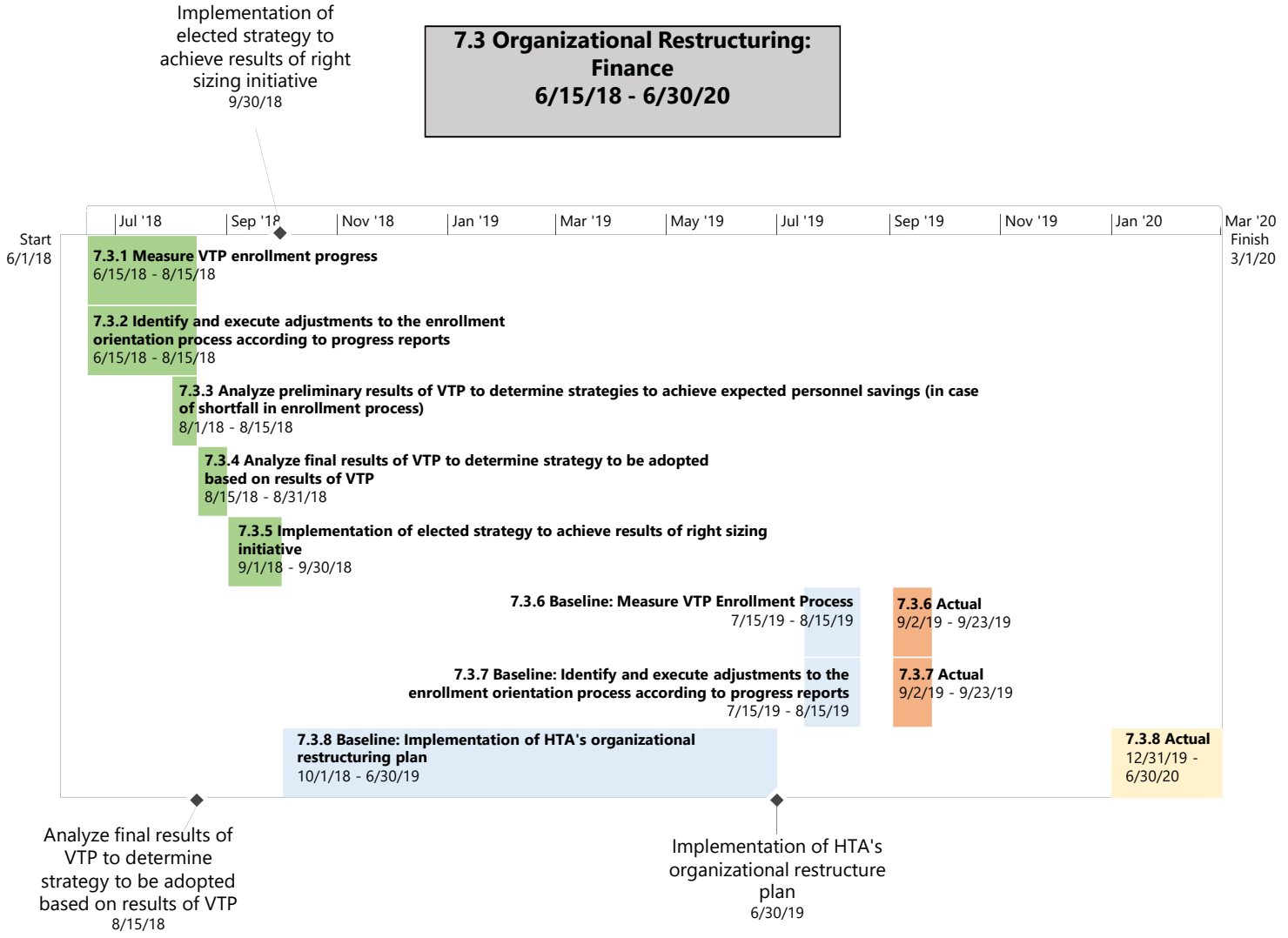
Shaded gradient reflects percentage of progress





Shaded gradient reflects percentage of progress

**7.3 Organizational Restructuring:
Finance
6/15/18 - 6/30/20**

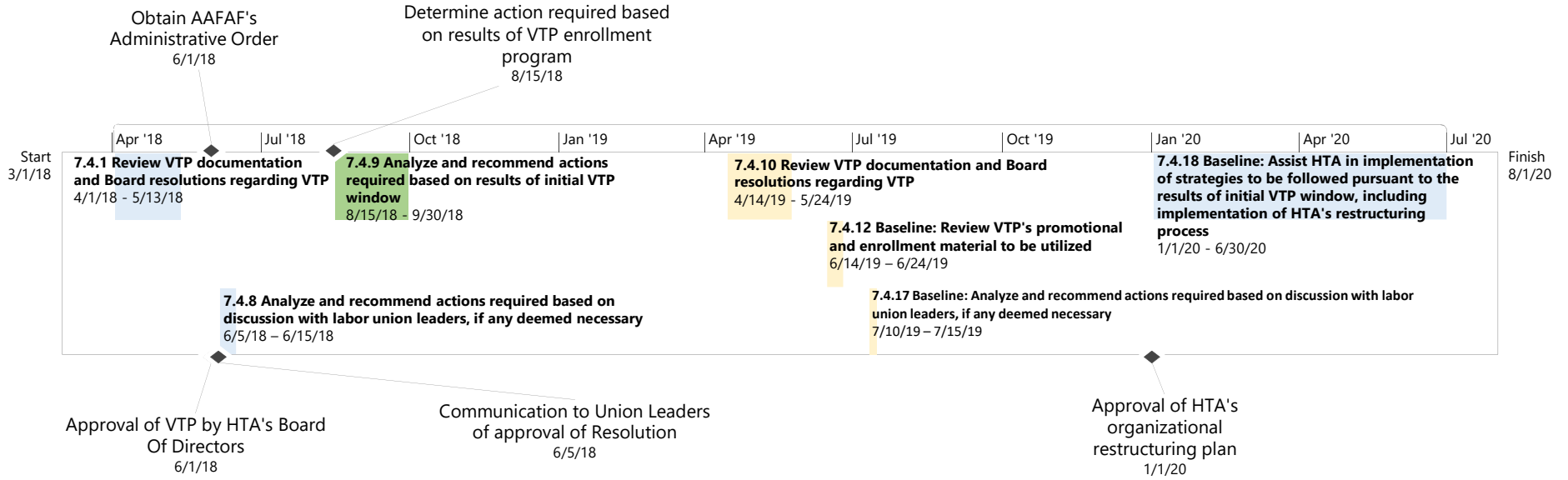


Key

- Actual: Complete
- Actual: On time
- Actual: Behind Schedule
- Plan: On time
- Plan: Initial

Shaded gradient reflects percentage of progress

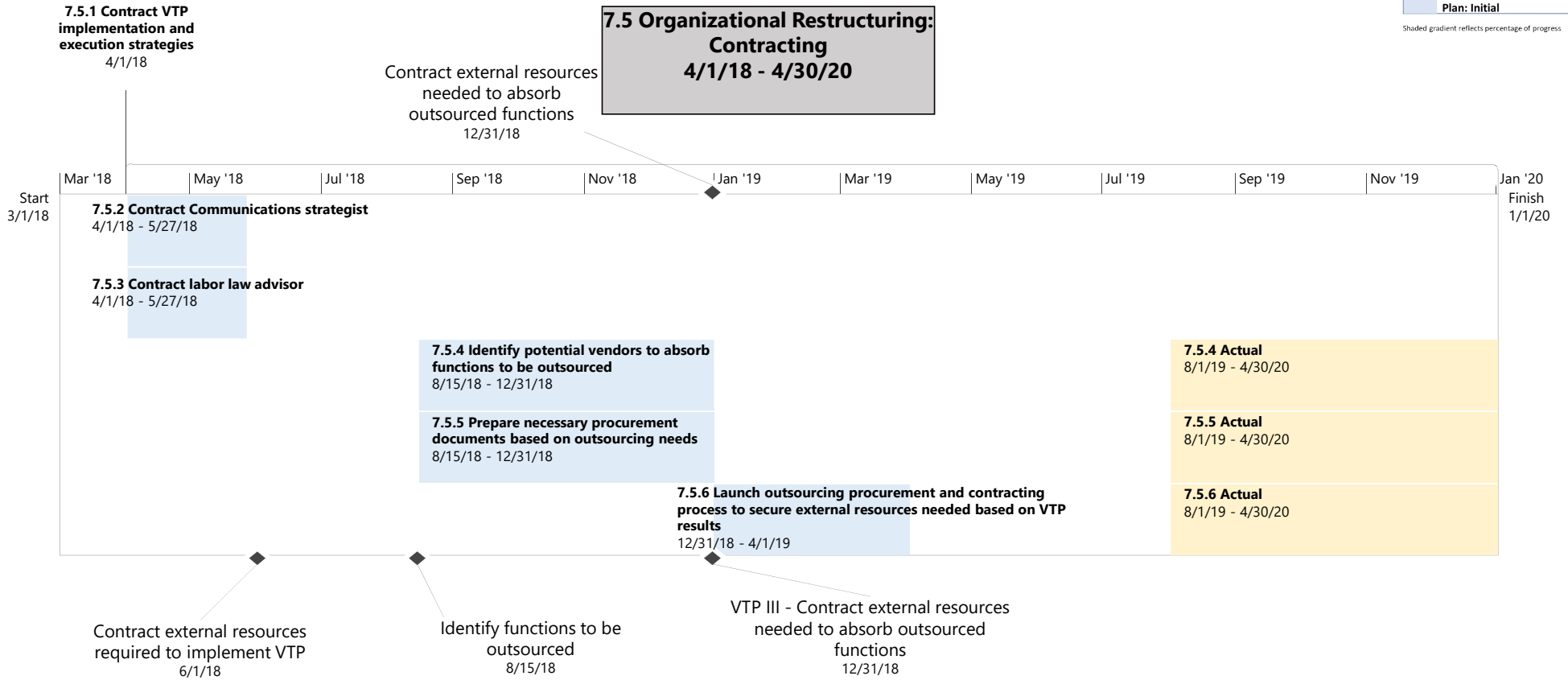
7.4 Organizational Restructuring: PR and Legal 4/1/18 - 6/30/20



Key

- Actual: Complete
- Actual: On time
- Actual: Behind Schedule
- Plan: On time
- Plan: Initial

Shaded gradient reflects percentage of progress

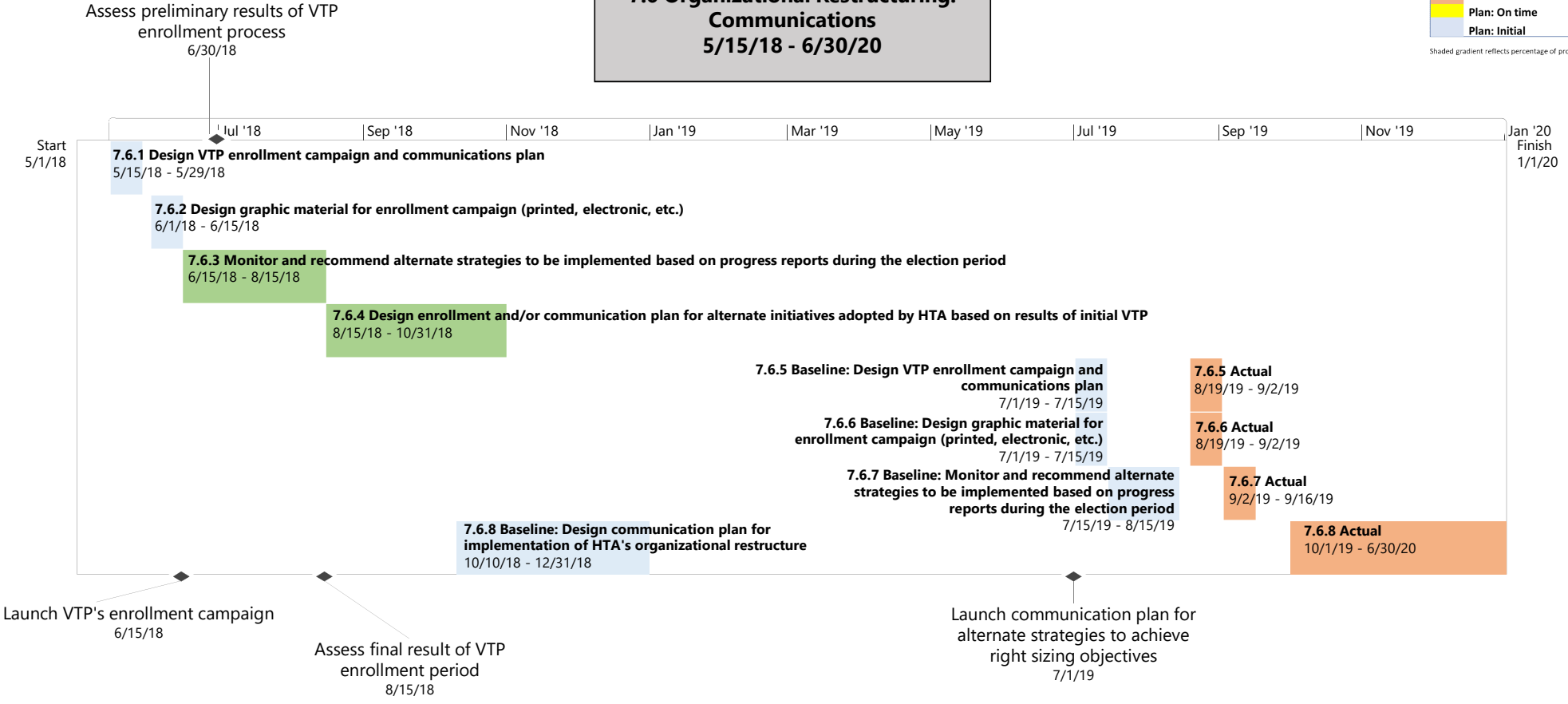


7.6 Organizational Restructuring: Communications 5/15/18 - 6/30/20

Key

- Actual: Complete
- Actual: On time
- Actual: Behind Schedule
- Plan: On time
- Plan: Initial

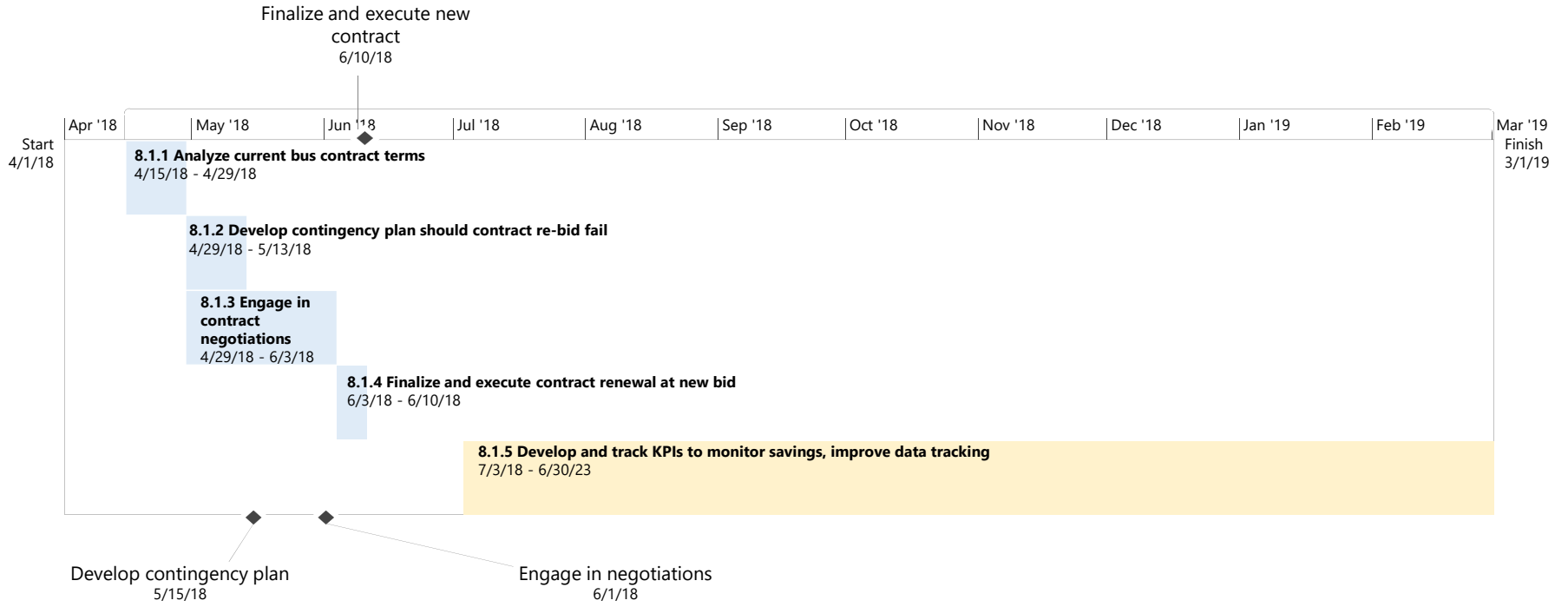
Shaded gradient reflects percentage of progress



Key	
	Actual: Complete
	Actual: On time
	Actual: Behind Schedule
	Plan: On time
	Plan: Initial

Shaded gradient reflects percentage of progress

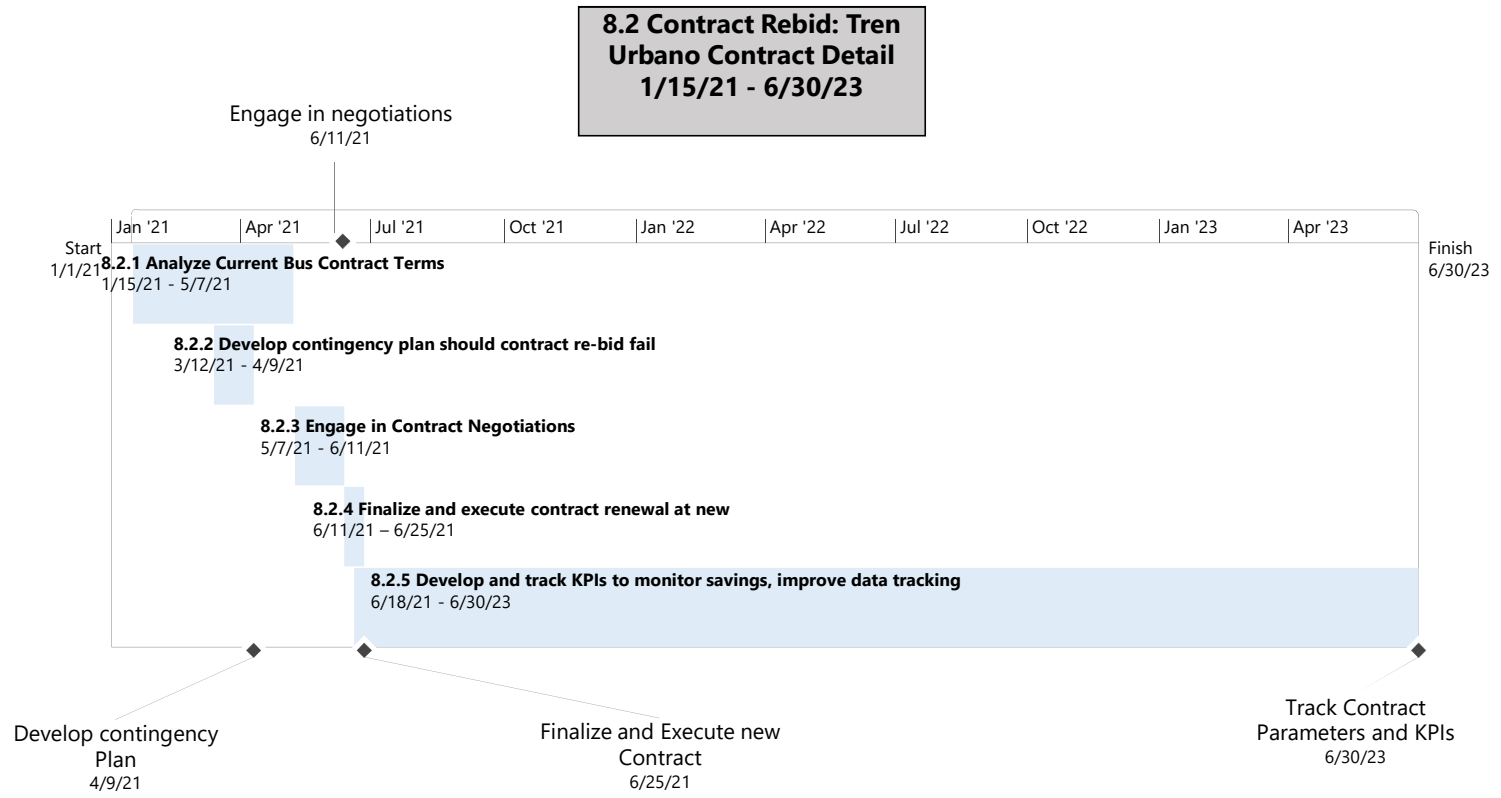
8.1 Contract Rebid: Bus Contract
4/15/18 - 6/30/23



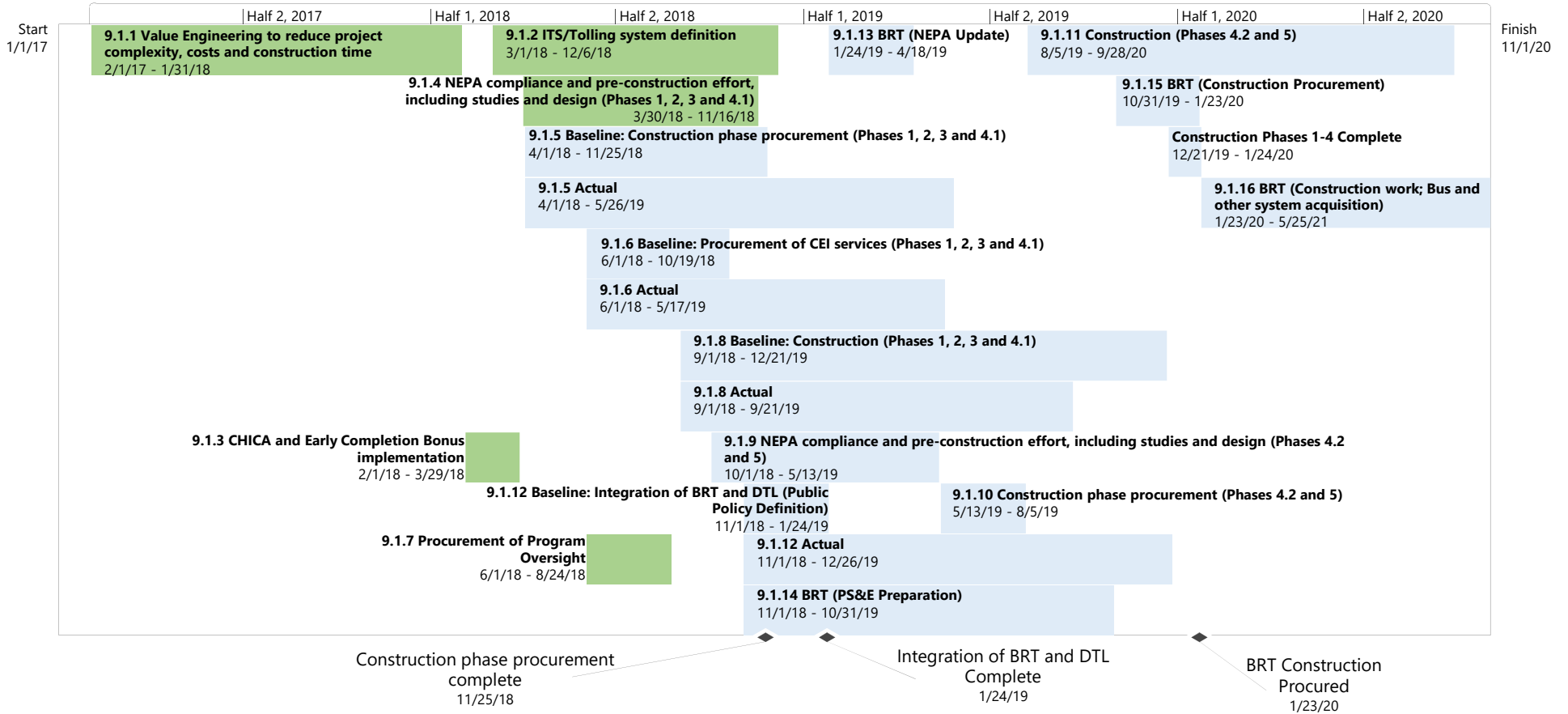
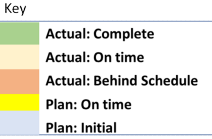
Key

- Actual: Complete
- Actual: On time
- Actual: Behind Schedule
- Plan: On time
- Plan: Initial

Shaded gradient reflects percentage of progress



9.1 Congestion Management: Implementation of DTL/BRT Detail 2/1/17 - 2/15/22

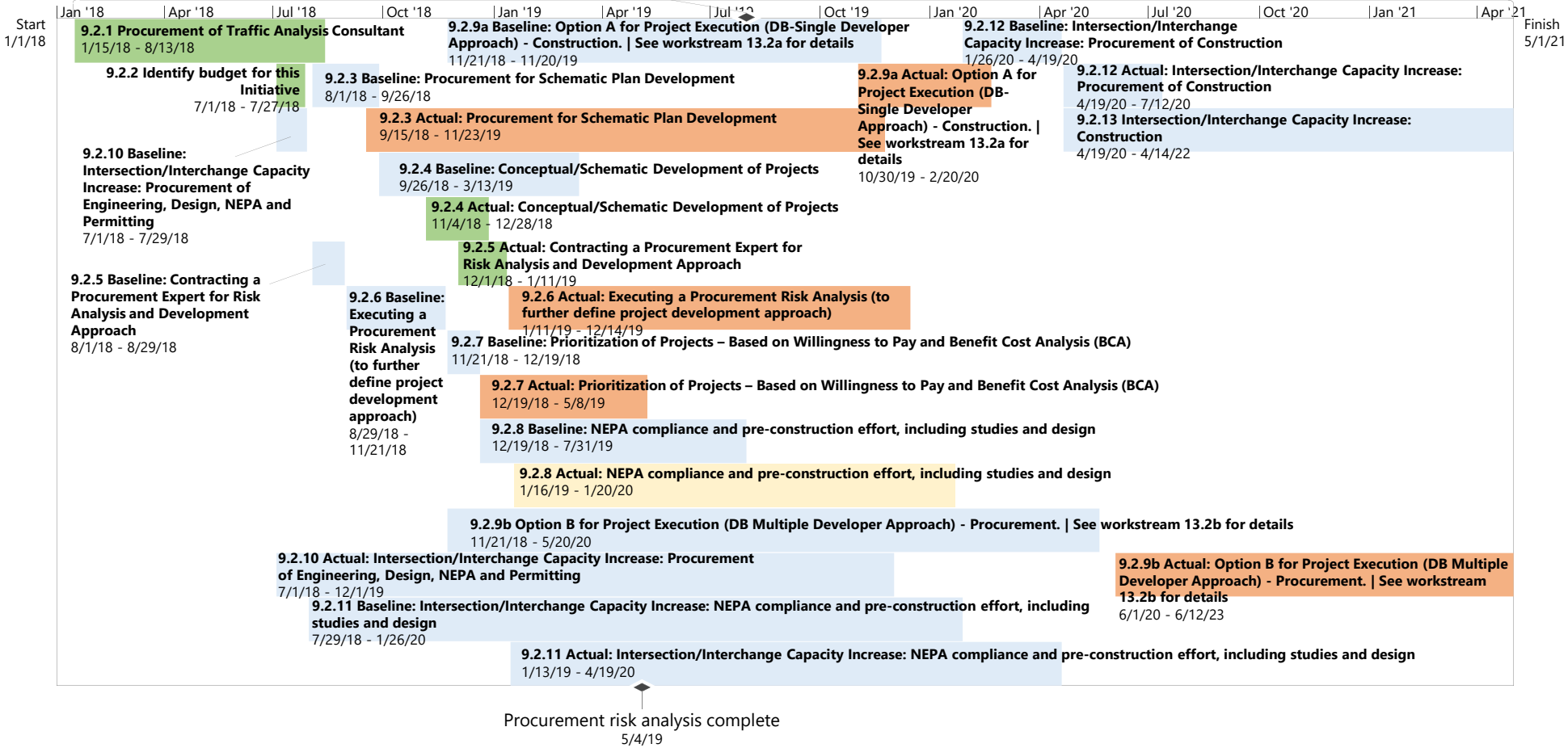


**9.2 Congestion Management:
Viaducts/Intersections Capacity
Improvements Detail
1/15/18 - 6/12/23**

Key

- Actual: Complete
- Actual: On time
- Actual: Behind Schedule
- Plan: On time
- Plan: Initial

Shaded gradient reflects percentage of progress

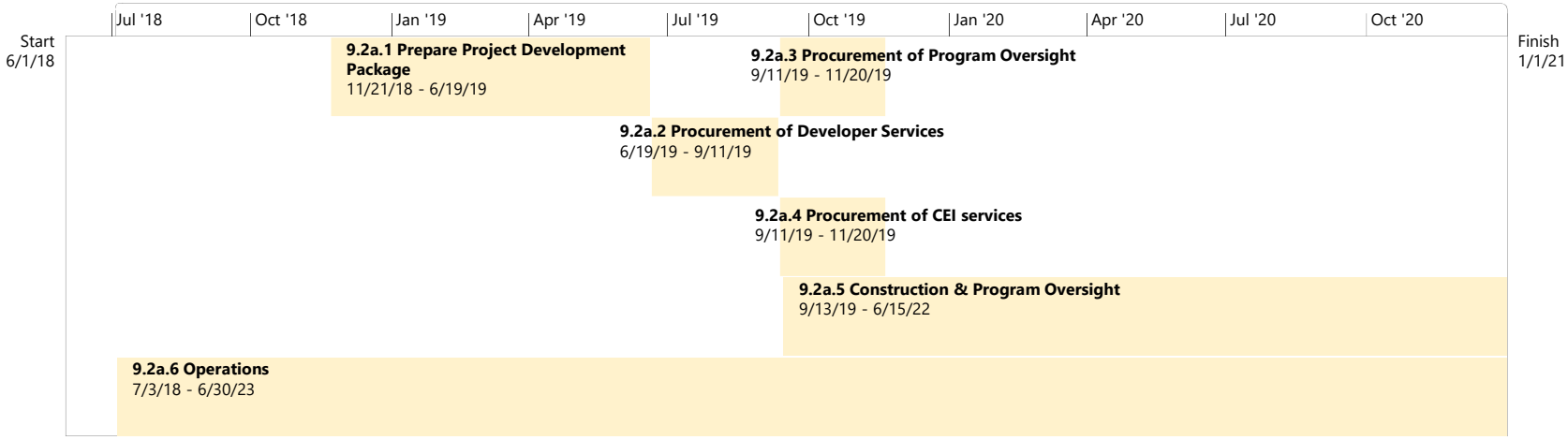


Key

- Actual: Complete
- Actual: On time
- Actual: Behind Schedule
- Plan: On time
- Plan: Initial

Shaded gradient reflects percentage of progress

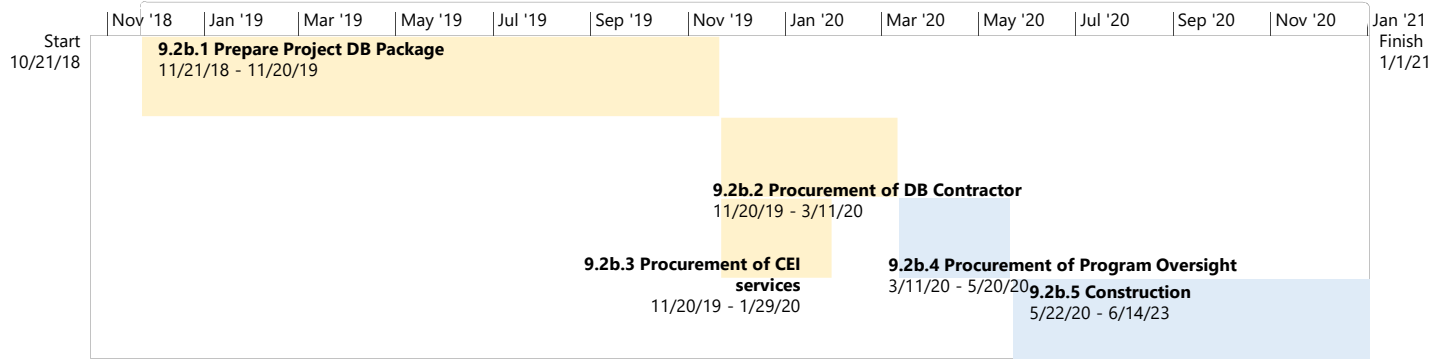
**9.2a Congestion Management:
Viaducts/Intersections Capacity
Improvements Detail
7/3/18 - 6/30/23**



Key	
■	Actual: Complete
■	Actual: On time
■	Actual: Behind Schedule
■	Plan: On time
■	Plan: Initial

Shaded gradient reflects percentage of progress

**9.2b Congestion Management-
Viaducts/Intersections Capacity
Improvements Detail
11/21/18 - 6/14/23**

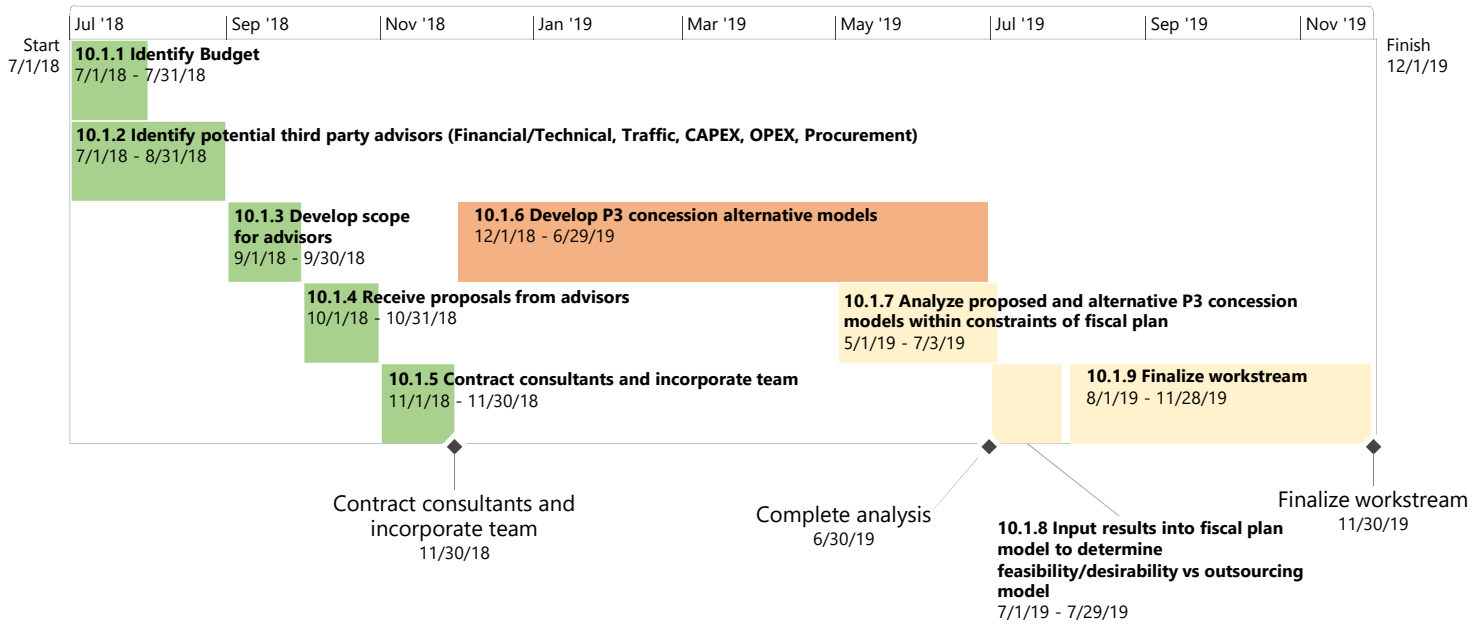


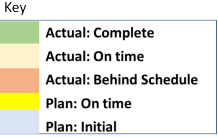
Key

- Actual: Complete
- Actual: On time
- Actual: Behind Schedule
- Plan: On time
- Plan: Initial

Shaded gradient reflects percentage of progress

10.1 Concessions
7/1/18 - 11/30/19





Shaded gradient reflects percentage of progress

